



HARINGEY CHILDREN'S TRUST

Formerly the Children and Young People's Strategic Partnership
Board

TUESDAY, 19TH MAY, 2009 at 18:30 HRS - CIVIC CENTRE, HIGH ROAD, WOOD GREEN, N22 8LE.

MEMBERS: See membership list set out below.

AGENDA

1. APOLOGIES

To receive any apologies for absence.

2. URGENT BUSINESS

The Chair will consider the admission of any items of Urgent Business. (Late items of Urgent Business will be considered under the agenda items where they appear. New items will be dealt with under Item 13 below).

3. DECLARATIONS OF INTEREST

Members to declare any personal/and or prejudicial interests with respect to agenda items and must not take part in any decision required with respect to these items.

4. MINUTES (PAGES 1 - 10)

To confirm the minutes of the meeting held on 7 April 2009 as a correct record.

STRATEGIC FOCUS ITEMS:

5. THE CHILDREN'S TRUST: REPORT FROM DEVELOPMENT SESSION

This report will be sent to follow.

6. **JOINT AREA REVIEW ACTION PLAN: PROGRESS REPORT (PAGES 11 - 30)**
7. **CHILDREN AND YOUNG PEOPLE'S PLAN: UPDATE (PAGES 31 - 42)**
8. **REPORT ON KEY STAGE TWO RESULTS (PAGES 43 - 48)**
9. **ADDRESSING NATIONAL INDICATOR 113: PREVALENCE OF CHLAMYDIA (PAGES 49 - 52)**

MONITORING ITEMS:

10. **QUARTER FOUR PERFORMANCE MONITORING (PAGES 53 - 84)**

BUSINESS AND INFORMATION ITEMS:

11. **FORUM UPDATES**

Verbal updates will be provided.

12. **SUGGESTED AGENDA ITEMS FOR FUTURE MEETINGS**

- Keys to Well-Being
- Obesity Strategy
- Contact Point
- Sixteen to Eighteen Transfer
- Youth Summit
- Parent Strategy
- Substance Misuse
- Olympics / Provision of Five Hours of Culture
- LSCB Annual Report
- Infant Mortality
- Teenage Pregnancy

Partners should submit any proposed agenda items for the next meeting to Patricia Walker, Policy and Partnerships Manager:

Patricia.walker@haringey.gov.uk

13. **NEW ITEMS OF URGENT BUSINESS**

To consider any new items of Urgent Business admitted under Item 2 above.

14. **ANY OTHER BUSINESS**

To raise any items of AOB.

15. DATES OF FUTURE MEETINGS

To note the dates of future meetings set out below:

- 14 July 2009
- 5 October 2009
- 17 December 2009
- 9 February 2010
- 15 April 2010

Yuniea Semambo
Head of Local Democracy and Member Services
5th Floor
River Park House
225 High Road
Wood Green
London N22 8HQ

Xanthe Barker
Principal Committee Coordinator
Tel: 020-8489 2957
Fax: 020-8881 5218
Email: xanthe.barker@haringey.gov.uk

11 May 2009

SECTOR GROUP	AGENCY	NO. OF REPS	NAME OF REPRESENTATIVE
Local Authority	Haringey Council	6	Councillor Lorna Reith , Deputy Leader and Executive Member, Children and Young People (Chair) Councillor Claire Kober , Leader of the Council Councillor Nilgun Canver , Executive Member, Crime and Community Safety Dr Ita O'Donovan , Chief Executive Councillor Dilek Dogus Peter Lewis , Director of the Children and Young People's Service
	Local Safeguarding Children Board (LSCB)	1	Graham Badman , Chair
Health	Haringey Teaching Primary Care Trust	4	Tracey Baldwin Sue Baker (Vice-Chair) Pam Constantinides Penny Thompson
	North Middlesex Hospital trust	1	Claire Panniker
	Mental Health Trust	1	Jane Lithgow
	Whittington Hospital Trust	1	David Sloman
	Great Ormond Street Hospital	1	Jane Elias
Community Representatives	Community Link Forum	3	Ify Adenuga Cenk Orhan Jim Shepley
	HAVCO	1	Melanie Danan
	Learning and Skills Council (London North)	1	Yolande Burgess
	Middlesex University	1	Lucille Allain

Schools	College of North East London	1	Paul Head
	Early Years and Play	1	TBC
	Primary Schools	1	TBC
	Secondary Schools	1	Tony Hartney
	Special Schools	1	Margaret Sumner
Other Community Agencies and Groups	Haringey Probation Service	1	Mary Pilgrim
	Metropolitan Police	1	David Grant
	Youth Offending Service	1	Jean Croot
	Haringey Youth Council	2	Youth Councillor Shayan Mofitzedeh Youth Councillor Adam Jogee
Forum Chairs	Early Childhood Forum	3	Melian Mansfeild
	Five to Eleven Forum		Barbara Breed
	Eleven to Nineteen Forum		Janette Karklins
Children's Networks	North	3	Jennifer James
	South		Jan Doust
	West		Belinda Evans
	Total	37	

MINUTES OF THE CHILDREN AND YOUNG PEOPLE'S STRATEGIC PARTNERSHIP BOARD (HSP)

TUESDAY, 7 APRIL 2009

	<ul style="list-style-type: none"> • To promote and share partnership understanding of principles and community engagement • To identify and prioritise areas for development <p>There were several national and local drivers for forming the CEF including the Local Government and Involvement in Public Health Act and Local Area Agreement (LAA) targets.</p> <p>The Board was advised that the HSP Performance Management Group (PMG) had established a multi agency sub group to lead on the delivery of the CEF.</p> <p>The first phase of the consultation process had now concluded and the second phase had commenced on 5 March. This included publishing the consultation document on the Council's website and circulating it to Voluntary and Community Sector groups for feedback. A questionnaire had also been circulated seeking specific comments in relation to the vision, definition and principles of the CEF.</p> <p>It was noted that the third phase would take place in the Autumn and would focus primarily on the development of the Action Plan.</p> <p>Members of the Board representing community groups were encouraged to complete the online questionnaire and the Board was advised the closing date for submission was 21 April.</p> <p>In response to concern that there may be duplication between the CEF and the Haringey Compact, the Board was advised that the Compact was specific to the Community and Voluntary Sector. The CEF had been Compact Proofed.</p> <p>It was suggested that consideration should be given to looking at how the role of digital technology could be developed to improve engagement with local people and it was confirmed that the CEF provided for this.</p> <p>The Board was advised that any further queries could be put to the Council's Head of Corporate Policy whose contact details were included within the agenda papers.</p> <p>RESOLVED:</p> <p>That the report and presentation be noted.</p>	
<p>OBCB86.</p>	<p>JOINT AREA REVIEW (JAR) ACTION PLAN UPDATE</p> <p>A verbal update was provided on the progress that had been made in respect of the Joint Area Review (JAR) Action Plan.</p> <p>The Board was advised that there had been a meeting between the Director of Children's Services and the Ofsted Inspector reviewing the JAR Action Plan and that, at present, the review was still ongoing.</p>	

MINUTES OF THE CHILDREN AND YOUNG PEOPLE'S STRATEGIC PARTNERSHIP BOARD (HSP)

TUESDAY, 7 APRIL 2009

	<p>The Inspector had requested that parts of the Action Plan were reformatted and that additional data was included. The final version of the Action Plan, reflecting these changes, would be submitted on 8 April.</p> <p>The Chair requested that the final document was also circulated to members of the Board once it had been submitted to Ofsted.</p> <p>RESOLVED:</p> <ul style="list-style-type: none"> i. That the verbal update provided be noted. ii. That once the JAR Action Plan had been submitted to Ofsted it should also be circulated to members of the Board. 	Peter Lewis
OBCB87.	<p>PLAY STRATEGY</p> <p>The Board received a presentation from the Haringey Play Association and the Chair of the Early Childhood Forum on the Play Strategy setting out its role and objectives.</p> <p>The Haringey Play Strategy sat within the framework of the National Play Strategy, which formed part of the National Children's Plan. There was a strong emphasis on improving and creating new opportunities for Play within the national strategy and £235M had been identified nationally and a new indicator added to National Indicator Set covering play. This was also being reinforced by new Planning Guidance and guidance being issued to Children's Trusts.</p> <p>At present work was being undertaken to form the new strategy and this would reflect the aspirations of the new Children and Young People's Plan.</p> <p>It was noted that sites were currently being identified under the 'Play Builder' scheme and that local Ward Councillors were being consulted with respect to this. It was also noted that it would be useful if a matrix were formed to ensure that the areas most in need were targeted.</p> <p>The Chair thanked representatives from the Haringey Play Association for the presentation.</p> <p>RESOLVED:</p> <p>That the presentation be noted.</p>	
OBCB88.	<p>DEVELOPMENT OF A CHILDREN'S TRUST BOARD -BRIEFING PAPER</p> <p>The Board received a report setting out draft proposals for the creation of a Children's Trust to replace the current Children and Young People's Strategic Partnership Board.</p>	

**MINUTES OF THE CHILDREN AND YOUNG PEOPLE'S STRATEGIC PARTNERSHIP
BOARD (HSP)
TUESDAY, 7 APRIL 2009**

The JAR report that reviewed services for children and young people in Haringey had identified a need to improve governance arrangements for the Safeguarding of Children. Following on from these recommendations the Board had agreed that a Children's Trust should be established to replace the existing Board and that a review should be undertaken of the other bodies and sub structures beneath this.

The Board considered the proposed Terms of Reference, options in relation to membership and the how the sub-structures beneath the Trust would operate.

Terms of Reference

In response to a query as to how the proposed Terms of References reflected the change in status to a Trust and the specific responsibilities attached to Trust status; the Board was advised that the JAR had recommended that a Children's Trust should be established as this would provide a more robust and accountable body.

It was noted that the Audit Commission had recently published a report suggesting that Partnerships did not provide a strong enough mechanism to hold partners to account. The Audit Commission had considered that Children's Trusts formed a better vehicle for ensuring that individual partners were accountable for ensuring that decisions made by the Trust were implemented by their organisation.

The Board was advised that the proposed Terms of Reference reflected emerging guidance and that responsibility for monitoring of Local Area Agreement (LAA) targets would be subsumed by the Trust.

Commissioning and the pooling of budgets would be an issue for the Trust to consider and once established it would need to determine to what extent Trust partners would be willing to commit to this.

There was agreement that the Terms of Reference proposed were acceptable in principal.

Membership

The Chair noted that it had been originally intended that the membership of the existing CYPSP would be significantly reduced when it became a Children's Trust. However, new legislation was likely to suggest that the membership of Trusts was widened; given this much of the membership remained the same, with limited changes proposed.

There was discussion around the proposed membership and there was a general consensus that there should be GP representation on the Trust and it was suggested that Clinical Executive Committee should be asked to nominate a representative.

Tim
Dauncey /
Penny
Thompson

**MINUTES OF THE CHILDREN AND YOUNG PEOPLE'S STRATEGIC PARTNERSHIP BOARD (HSP)
TUESDAY, 7 APRIL 2009**

	<p>The proposed membership included a place for an Opposition councillor and this was accepted.</p> <p>The Board discussed proposals to include the Community Link Forum (CLF) representatives within the sub-groups rather than the Trust itself. The Community and Voluntary Sector would continue to be represented within the Trust by HAVCO and the CLF representatives would take on a more practical role within the sub-groups attached to the Trust. This approach would also avoid any possible conflict of interest in terms of Commissioning.</p> <p>It was noted that if the sub-groups were formed on a regional basis the CLF would need to take this into consideration in their election process.</p> <p>There was agreement that the proposed Membership was broadly acceptable and that the position of CLF representatives should be considered during discussion around how the sub groups would operate.</p> <p><u>Children's Trust Executive Performance Management Group</u></p> <p>The Chair advised that this body would take an overview of reporting arrangements between the Trust, its sub-groups and the Local Safeguarding Children's Board (LSCB). It would also have the ability to take decisions in certain circumstances and ensure that decisions made at meetings were taken forward.</p> <p>There was a general consensus that a Children's Trust PMG should be established.</p> <p><u>Supporting Sub Groups</u></p> <p>The Board discussed the proposed options for the format of the sub-groups supporting the Children's Trust.</p> <p>Concern was expressed around whether the sub-groups were intended to act in a delivery or advisory capacity and there was agreement that clarity was required with respect to this before the composition of the sub-groups could be agreed.</p> <p>It was noted that if the sub-groups were formed on a geographical basis the current focus on fourteen to eighteen provision may be lost. There was agreement that this and post sixteen education in particular, would need to be looked at to ensure that this focus was maintained.</p> <p>There was agreement that a workshop session should be organised prior to the next meeting of the Board to look at this issue in more detail and to consider the proposed Membership and Terms of Reference in more detail.</p> <p>RESOLVED:</p>	<p>CLF</p> <p>Peter Lewis / Tim Dauncey</p> <p>Peter Lewis / Tim Dauncey</p> <p>Peter Lewis</p> <p>Peter Lewis / Tim Dauncey</p> <p>Peter Lewis / Tim</p>
--	---	---

MINUTES OF THE CHILDREN AND YOUNG PEOPLE'S STRATEGIC PARTNERSHIP BOARD (HSP)

TUESDAY, 7 APRIL 2009

	<p>i. That the proposals contained within the report be approved.</p> <p>ii. That a half day session should be organised for members of the Board to discuss the issues raised above in more detail.</p>	Dauncey
OBCB89.	<p>ADDRESSING NATIONAL INDICATOR 113: PREVALENCE OF CHLAMYDIA IN UNDER TWENTY YEAR OLDS</p> <p>The Board received a verbal update from the Associate Director of Performance, NHS Haringey, on progress in addressing National Indicator (NI) 113: Prevalence of Chlamydia in Under Twenty Five Year Olds.</p> <p>The Board was advised that since the Haringey Strategic Partnership (HSP) meeting in November 2008, where the Partnership had focussed on how performance against this target could be improved; there had been a significant increase in the level of screenings carried out. One of the most successful actions taken by Partners was the introduction of screenings at CONEL and Haringey Sixth Form Centre.</p> <p>At present only one secondary school in the Borough had agreed to hold screenings and it was agreed that the Council should contact secondary school heads to discuss this issue.</p> <p>It was noted that a number of staff from the Youth Service had been trained by NHS staff on carrying out Chlamydia testing; however, to date, no tests had been carried out. It was suggested that it would be more efficient to focus on improving screening in existing health centres rather than training people working in other areas to carry out the tests.</p> <p>In response to a suggestion that a point of contact should be established by the Local Authority to liaise with the NHS on this issue, the Board was advised that the jointly appointed Director of Public Health was the point of contact for this issue and that she fulfilled this role.</p> <p>The Chair requested that a report should be submitted to the Board setting out progress to date against each of the actions put forward at the HSP meeting where this issue had been discussed.</p> <p>RESOLVED:</p> <p>i. That the verbal update provided be noted.</p> <p>ii. That the Director of the Children and Young People's Service should contact secondary school heads to encourage them to hold Chlamydia testing in their schools.</p> <p>iii. That a report should be submitted to the Board setting out progress to date against each of the actions put forward at the HSP meeting where this issue had been discussed.</p>	<p>Peter Lewis</p> <p>Stephen Deitch</p> <p>Peter Lewis</p> <p>Stephen Deitch</p>
OBCB90.	CHILDREN AND YOUNG PEOPLE'S PLAN UPDATE	

**MINUTES OF THE CHILDREN AND YOUNG PEOPLE'S STRATEGIC PARTNERSHIP BOARD (HSP)
TUESDAY, 7 APRIL 2009**

	<p>The Board received a report that provided an update on progress in preparing the new Children and Young People's Plan (C&YPP).</p> <p>Following the decision to form a Children's Trust, the current C&YPP had been extended from April to September 2009, in order to allow for the necessary adjustments to be made to reflect this.</p> <p>The Board was advised that consultation had begun with the 2020 Vision event held last October and the outcomes of this were being used to inform the current consultation, and a questionnaire was available on the Council's website. A Working Party had been established to produce the Strategy.</p> <p>The Chair requested that a link to the questionnaire should be circulated to members of the Board.</p> <p>There was agreement that a report should be submitted to the Board's next meeting setting out how children and young people would be able to influence the C&YPP.</p> <p>It was noted that it had previously been agreed that there should be a review of what had been achieved under the previous C&YPP and that this should be reported to the Board.</p> <p>RESOLVED:</p> <ul style="list-style-type: none"> i. That progress to date be noted. ii. That the questionnaire and consultation document referred to above should be circulated to members of the Board. iii. That a report should be submitted to the Board's next meeting setting out how children and young people would be able to influence the C&YPP. iv. That a review of what had been achieved under the previous C&YPP should be reported to the Board. 	<p>Patricia Walker</p> <p>Patricia Walker</p> <p>Patricia Walker</p> <p>Patricia Walker</p> <p>Patricia Walker</p> <p>Patricia Walker</p>
<p>OBCB91.</p>	<p>PERFORMANCE: MONITORING OF NON LOCAL AREA AGREEMENT INFORMATION</p> <p>The Board received a report, which had been requested at the previous meeting, identifying areas that fell outside the remit of the Local Area Agreement (LAA) in terms of monitoring and how this issue was being addressed.</p> <p>It was noted that since the introduction of the new LAA the Board had received quarterly updates on LAA targets. Prior to this a scorecard had been presented to the Board setting out performance against key indicators that were matched to Every Child Matters (ECM) outcomes.</p>	

**MINUTES OF THE CHILDREN AND YOUNG PEOPLE'S STRATEGIC PARTNERSHIP
BOARD (HSP)
TUESDAY, 7 APRIL 2009**

<p>OBCB95. ANY OTHER BUSINESS</p> <p>The Board was advised by the Chair of the Local Safeguarding Children Board (LSCB) that once finalised the LSCB's Work Programme would be circulated to Board members.</p>		<p>All to note</p>
<p>OBCB96. SUGGESTED AGENDA ITEMS FOR FUTURE MEETINGS</p>	<p>There was agreement that a rolling Work Plan should be formed and submitted to the Board at its next meeting.</p>	<p>Patricia Walker</p>
<p>OBCB97. DATES OF FUTURE MEETINGS</p>	<p>The dates set out below for future meetings were noted:</p> <ul style="list-style-type: none"> • 19 May 2009, 6.30pm, Civic Centre • 14 July 2009, 6.30pm, Civic Centre • 5 October 2009, 6.30pm, Civic Centre • 17 December 2009, 6.30pm, Civic Centre • 9 February 2010, 6.30pm, Civic Centre • 15 April 2010, 6.30pm, Civic Centre 	<p>All to note</p>

COUNCILLOR LORNA REITH

Chair

The meeting closed at 8.40pm

This page is intentionally left blank



Meeting: Children's Trust

Date: 19 May 2009

Report Title: Joint Area Review Action Plan: Progress Report

Report of: Director of the Children & Young People's Service

Summary

The JAR Action Plan identifies seven themes for improvement. Within each theme, areas for improvement (AFIs) have been identified. There are 30 AFIs in total and each AFI is owned by senior officers across the council and partner organisations. This seniority reflects the importance of safeguarding within the borough and will ensure that responsibility for delivery resides at the highest level.

At this early stage RAG or traffic light rating is not yet available for the overall seven themes. Once the Children's Trust Performance Management Group is established, it is proposed that future reports will be based against the seven themes with exception reports.

Recommendations

That the Children's Trust note and comment on the report.

Financial/Legal Comments

N/A.

For more information contact:

Name: Peter Lewis
 Title: Director the Children & Young People's Service
 020 8489 3206
 Email address: peter.lewis@haringey.gov.uk

s:\cs\dir\allf\delivery and performance\cypsp\supporting material\2009\may\jar v3.doc

Joint Area Review (JAR) Action Plan Change Programme – Highlight Report

Haringey Strategic Partnership



Programme Sponsor	Peter Lewis	Programme Manager	Kuldip Kaur	Report Editor:	TBC	Reporting Period:	April 2009
-------------------	-------------	-------------------	-------------	----------------	-----	-------------------	------------

PROGRAMME START DATE	ORIGINAL END DATE	CURRENT END DATE
JANUARY 2009	JANUARY 2012	JANUARY 2012

TRAFFIC LIGHT STATUS:.....2

1.1 PROGRAMME STATUS (OVERALL):.....2

1.2 THEME STATUS:.....2

2 MANAGEMENT SUMMARY / TRAFFIC LIGHT COMMENTARY:2

2.1 PROGRAMME UPDATE:2

2.2 KEY PROGRAMME LEVEL ISSUES3

3 AFI SUMMARY REPORT:6

3.1 THEME 1 - LEADERSHIP AND PARTNERSHIP7

3.2 THEME 2 – DELIVERING BEST PRACTICE8

THEME 3 – GETTING THE ORGANISATION RIGHT12

3.3 THEME 4 – EARLY INTERVENTION/TARGETED AND UNIVERSAL SERVICES14

3.4 THEME 5 – COMMISSIONING AND RESOURCES15

3.5 THEME 6 – DELIVERING SUCCESS THROUGH PEOPLE.....16

3.6 THEME 7 – DELIVERING SUCCESS THROUGH PEOPLE.....18

4 PERFORMANCE REPORTERROR! BOOKMARK NOT DEFINED.

4.1 NATIONAL PERFORMANCE INDICATORS.....**ERROR! BOOKMARK NOT DEFINED.**

4.2 LOCAL PERFORMANCE INDICATORS.....**ERROR! BOOKMARK NOT DEFINED.**

4.3 MONITORING ARRANGEMENTS.....**ERROR! BOOKMARK NOT DEFINED.**

5 BUDGETERROR! BOOKMARK NOT DEFINED.

Traffic Light Status:

1.1 Programme Status (overall):

Programme Summary	RAG Status
This Report	A
Last Report	N/A

1.2 Theme Status:

Theme Summary	RAG Status
1. Leadership and Partnership	N/A this month
2. Delivering Best Practice	N/A this month
3. Getting the organisation right	N/A this month
4. Early Intervention/targeted and universal services	N/A this month
5. Commissioning and resources	N/A this month
6. Delivering success through people	N/A this month
7. Monitoring the performance and the quality of safeguarding practice	N/A this month

Traffic light legend:

	Green	Amber	Red
Project Status	Theme on schedule to deliver the agreed benefits in line with AFI Briefs.	The theme has encountered some issues which could affect the delivery of overall benefits within agreed time, cost and resources.	Delivery of overall benefits within agreed time, cost and resources is presently threatened

2 Management Summary / Traffic Light Commentary:

2.1 Programme Update:

RAG Status:	
A	<ul style="list-style-type: none"> Work is progressing on delivering the JAR Action Plan, with delivery against particular Areas for Improvement (AFI) being good. Examples include the establishment of the Children’s Trust, setting up a Social Work forum which provides an opportunity for front-line staff to raise concerns and ideas for improving service directly with the Director and implementing a caseload weighting system which aims to ensure a fair allocation of cases between staff, with monthly reports to senior managers to monitor workloads. Nevertheless, it is too early to assess the full impact of progress to date and how well these improvements have been embedded across the service. The impact on performance measures, as shown in section 4 is minimal and there are a number of areas where we will need to demonstrate improvement over the coming months. For example, referral and assessments, stability of placements, social worker agency staffing levels, sickness and as yet, we have yet to see the results of activities underway for example, case file audits. The Corporate Performance Team has recently completed a data quality audit (27thApril 2009) and it is important that subsequent improvement activities are managed via Children and Families service managers. These improvements should be part of the wider arrangements to improve data quality and performance management across the service. The Referral and Assessment backlog coupled with a high volume of referrals is of significant concern and is impeding progress in some areas. Additional support has been employed to manage this and improvements are being made to the way the backlog information is being reported so that a clearer picture of progress is available. Whilst the backlog has impacted on progress, it is being reported separately and not managed as part of this process. Further work is urgently needed on how we budgeting for the delivery of the JAR Action Plan. The Head of Finance for Children and Families will be meeting with each Area for Improvement (AFI) Lead over the next two weeks to discuss budget requirements. The process for collating progress updates against the JAR Action Plan will be enhanced over the next month and it is imperative that role of the AFI lead is understood as part of this process.

Joint Area Review (JAR) Action Plan Change Programme – Highlight Report

Haringey Strategic Partnership



Programme Sponsor	Peter Lewis	Programme Manager	Kuldip Kaur	Report Editor:	TBC	Reporting Period:	April 2009
-------------------	-------------	-------------------	-------------	----------------	-----	-------------------	------------

2.2 Key Programme Level Issues

- June 2009 Inspection: The Director of Children's Services is in discussion with Ofsted and the Department of Children, Schools and Families about the forthcoming inspection.

2.2.1 Key Project Risks (red and increasing amber risks):

Risk ID	Risk Description	Date identified	Author	Impact (H/M/L)	Probability (H/M/L)	RAG Status	Owner	Counter measures to mitigate risk	Comments/ notes at last update
1	Failure to clear Referral and Assessment backlog	25/03/09	Deputy Director Children & Families (Haringey Council)	H	L	A	Deputy Director Children & Families (Haringey Council)	<p>a) A multi-disciplinary team is in place from 13th March to handle all new referrals and to assist in clearing the backlog as a matter of urgency.</p> <p>b) Improvements to screening and filtering new referrals will prioritise child protection referrals requiring initial assessments. This includes 3 screening officers who will support the filtering of referrals</p> <p>c) Urgent work will be conducted to establish and embed understanding of thresholds for referral to reduce the number of unnecessary referrals.</p>	<p>2009-04-21 TF</p> <ul style="list-style-type: none"> All the newly discovered and non-progressed cases have been reviewed by at least one manager and signed off 463 of the 530 written referrals were immediately 'closed' as needing no further action 67 have been subject to further investigative work and allocated to social workers where required All are entered into FWI so that any repeated referral will immediately flag up a concern should it happen Referral & Assessment managers have reviewed all outstanding cases and are clear as to the status and risks associated with each one Extensive physical searches of the building have failed to discover any paper-based referrals that have not been processed properly Continuation of the data-cleansing has not revealed any other improperly completed work on the system since 13th March Additional experienced social workers and social care managers have been recruited The Chief Executive has commissioned, and provided, audit capacity to examine the referrals and determine who was involved in/responsible for these matters being dealt with wrongly. Action has been taken against managers involved.
2	Failure to satisfy Ofsted's requirements at the June 2009 inspection	25/03/09	Director Children & Young People's Service	H	L	A	Director Children & Young People's Service	<p>a) Fully resourced Programme Management Team to be in place to ensure that delivery of the plan is supported – partner wide</p> <p>b) Interim governance arrangements to be set up whilst establishing the Children's Trust arrangements and the respective governance groups (i.e. Children's Trust Performance Management Group</p> <p>c) Clearing the referral and assessment backlog in a timely manner</p>	<p>2009-04-29 KK:</p> <p>Health and Police are to provide project support to the Council based team.</p>
3	Failure to recruit and retain experienced	24/03/2009	Head of	H	L	A	Head of	a) Development of the Haringey offer	2009-04-29 KK:

Page 13

Joint Area Review (JAR) Action Plan Change Programme – Highlight Report

Haringey Strategic Partnership



Programme Sponsor	Peter Lewis	Programme Manager	Kuldip Kaur	Report Editor:	TBC	Reporting Period:	April 2009
-------------------	-------------	-------------------	-------------	----------------	-----	-------------------	------------

Risk ID	Risk Description	Date identified	Author	Impact (H/M/L)	Probability (H/M/L)	RAG Status	Owner	Counter measures to mitigate risk	Comments/ notes at last update
	and qualified staff in the medium to long-term.		Service Transformation				Service Transformation	(includes professional and clinical supervision, CPD, technology supply and support) b) Re-designing social work in Haringey through Barkers, a specialist recruitment, marketing and advertising agency c) Developing and implementing social work competences as a recruitment and development tool d) Undertaking workforce mapping to enable targeted advertising e) On-the-job coaching which involves senior practitioners sitting alongside staff to drive work and improve performance f) Workload planning to ensure we have a clear understanding of the capacity issues	Status is "No Change"
4	Failure to establish effective partnership working	24/03/2009	Deputy Director Business Support & Development	M	M	A	Director Children & Young People's Service	a) Interim governance arrangements around the programme are to be set up whilst the Children's Trust arrangements are being progressed. b) A JAR Action Plan Steering Group will be established to manage the delivery of the plan and its composition will again reflect each partnership c) One Area for Improvement in the JAR action plan is to align services to facilitate integrated working and for further opportunities to be identified (AFI 3.4.1)	2009-04-29 KK: The membership of the Steering Group will be made up of the 12 Area for Improvement Leads.
5	Ineffective management of internal and external communications	24/03/2009	JAR Programme Mgr	M	M	A	Head of Communications & Consultation	a) Weekly e- bulletins for all CYPS staff to keep them informed of all developments	2009-04-29 KK: A communications plan for the JAR Action Plan is being developed.
6	Failure to establish positive motivation and morale particularly among social care	24/03/2009	Deputy Director Business Support & Development	M	M	A	Director Children & Young People's Service	a) The Tavistock intervention which is a year-long programme of improving social work practice and developing practice confidence b) establishing processes to consult and gather staff use and encourage dialogue on the change programme (as per 6.4.2)	2009-04-29 KK: Status is "No Change"

Joint Area Review (JAR) Action Plan Change Programme – Highlight Report

Haringey Strategic Partnership



Programme Sponsor	Peter Lewis	Programme Manager	Kuldip Kaur	Report Editor:	TBC	Reporting Period:	April 2009
-------------------	-------------	-------------------	-------------	----------------	-----	-------------------	------------

Risk ID	Risk Description	Date identified	Author	Impact (H/M/L)	Probability (H/M/L)	RAG Status	Owner	Counter measures to mitigate risk	Comments/ notes at last update
								of the JAR Action plan c) Developed the staff quality and change network and d) weekly e-bulletins for all CYPs staff to keep them informed of all developments d) Provide staff with access to a stress survey, in order to gauge how members of staff are feeling, in order to then decide if further action is needed to support people. e) Support from occupational health to be provided for staff (if required)	
7	New methodology in Referral & Assessment will not deliver the necessary improvements	20/03/2009	Director Children & Young People's Service	H	L	A	Deputy Director Children & Families (Haringey Council)	a) Regular and careful monitoring of workflow b) Quality assurance of the process by managers c) Monitoring by DDC&F and Director	2009-04-21 TF (from backlog risk register): Social workers with the previous Initial Team are generally pleased since they can see greater continuity and their previous frustration with cases not being accepted by the Core Team on administrative grounds no longer obtains.
8	There is a risk that the R&A telephony system and supporting infrastructure is not stable enough to support what is a high priority and sensitive area of work, despite being reconfigured recently, which if problems arise will add further problems to the backlog of Referral & Assessment cases.	17/04/09	Head of Service Transformation	H	L	A	TBC	To liaise with the IP Telephony project to determine if the project can offer a solution to the R&A Team and if the project can be flexed to prioritise the R&A team in the medium term	2009-04-29: KK Head Of Information Strategy & Communications is attending the IP Telephony Project Board next 8 th May 2009 and will bring this up then.
9	There is a risk that the second trial will have a negative impact on C&YPS services and the reputation of the service as a whole.	20/04/09	JAR Programme Mgr	M	H	R	Director Children & Young People's Service	a) A partnership approach to communication has been developed regarding the case and Serious Case Reviews b) Links have been established with the DCSF Press office c) Media training has been scheduled for key Council spokespeople d) Detailed Q&A is being developed in advance e) Resources in the media team are being strengthened as well as the Directorate, with an extension agreed for the current communications support f) Governance arrangements are in place to ensure development and sign off of	2009-04-29: KK No update

Joint Area Review (JAR) Action Plan Change Programme – Highlight Report

Haringey Strategic Partnership



Programme Sponsor	Peter Lewis	Programme Manager	Kuldip Kaur	Report Editor:	TBC	Reporting Period:	April 2009
-------------------	-------------	-------------------	-------------	----------------	-----	-------------------	------------

Risk ID	Risk Description	Date identified	Author	Impact (H/M/L)	Probability (H/M/L)	RAG Status	Owner	Counter measures to mitigate risk	Comments/ notes at last update
						A		materials is rapid	
10	There is a risk that the JAR Action Plan programme does not have sufficient resources and budget to successfully manage the delivery of the programme – possibility of further resource and budget requirements	20/04/09	JAR Programme Mgr	H	L	A	Director Children & Young People's Service	a) Business case submitted to the Director of Children Services for a Performance Manager b) Recruitment in place to appoint Programme Management support c) Enquiries made into programme management training for current support officer d) Communications Support identified e) Sizing and scoping of work managed on a regular basis	2009-04-29: KK No update

2.2.2 Key Project Issues (red and amber issues):

Issue ID	Issue Description	Date identified	Author	Priority (H/M/L)	Impact (H/M/L)	RAG Status	Owner	Resolution plan	Comments/ notes at last update
	June inspection: The Director of Children's Services is currently in discussion with DCSF about the forthcoming inspection. Ofsted have specified that the revised plan will inform the next inspection of safeguarding arrangements and not the original document.	20/04/09	JAR Programme Mgr	H	L	A	Director Children & Young People's Service	a) The Ofsted appendix and actions have been highlighted in the original plan. The agreement is to proceed with the implementing the original plan.	2009-04-29: KK No update

Page 16

3 AFI Summary Report:

The following section is a overview of performance against the JAR Action Plan and focuses on providing an overview of “Key Achievements” and “Areas of Concern” for each AFI for any actions that meet following criteria:

Start Date before or equal to 31 March 2009 AND End Date before or equal to 30 September 2009

Please note that as an exception-based report, updates have not been provided against every activity especially where actions are in progress but with nothing major to report.

Joint Area Review (JAR) Action Plan Change Programme – Highlight Report

Haringey Strategic Partnership

Programme Sponsor	Peter Lewis	Programme Manager	Kuldip Kaur	Report Editor:	TBC	Reporting Period:	April 2009
-------------------	-------------	-------------------	-------------	----------------	-----	-------------------	------------

3.1 Theme 1 - Leadership and Partnership

Aims:

1. To provide stable, pro-active, capable, visible, supportive, inspirational, listening, confident leaders for the safeguarding of children in Haringey.
2. To create a strong partnership with a shared focus on safeguarding children & young people

Outcome:

To deliver visible leadership, clarity of purpose and the framework for accountability

Theme	AFI	AFI Lead	RAG Status	Explanation for RAG Status
1. Leadership and Partnership	AFI-1.1: Creating a leadership team for safeguarding at partnership level and within agencies	Chief Executive (Haringey Council)	A	<p>Key Achievements – against JAR Recommendations: Establishing the Children’s Trust is progressing well, with the proposed arrangements presented to the Children & Young People’s Strategic Partnership and the Performance Management Group of Haringey Strategic Partnership in April 2009. Corporate Parenting arrangements are progressing well: Establishment of new Corporate Parenting Group, with ToR to be developed in May 2009. Meeting held with Director C&YPS and young people in care to discuss how the Council can respond directly to their ambitions.</p> <p>Key Achievements – against remainder of JAR Action Plan:</p> <ul style="list-style-type: none"> • LSCB were briefed on the Laming Review and recommendations in March 09. • Any new and/or amended actions from Laming Review have been incorporated into a new version of the JAR Action Plan via a formal version control process. <p>Areas of Concern:</p> <ul style="list-style-type: none"> • The review of compliance with Laming 1 will not be completed until May 09 – the deadline was the end of March 09. <p>NOTE: <i>The original plan stated that the Haringey Community Strategy would be completed and the Children & Young People’s section would then feed into the Haringey Children & Young People’s Plan (CYPP), due to be published in September 2009. However, with the Community Strategy now being developed in 2010 this process will be reversed – the CYPP will feed into the Children & Young People’s section of the Community Strategy.</i></p>
	AFI 1.2: Ensuring the leadership teams set the right culture within their organisations, promoting behaviour that supports the partnership’s values and strengthens the commitment to Partnership working"	Director Children & Young People’s Service	A	<p>Key Achievements – against JAR Recommendations:</p> <ul style="list-style-type: none"> • First meeting of new Safeguarding Policy & Practice Panel held on 8th April 2009. This is a member panel with expert support which will enable member oversight of child protection work. • Safeguarding training delivered to 45 elected Members between February and March 2009. • Online safeguarding training went live on 20th April <p>Key Achievements – against remainder of JAR Action Plan:</p> <ul style="list-style-type: none"> • Social work forum set up (Dec 08) and expanded (Mar 09) to include representation from social work teams. This forum provides an opportunity for front-line social work staff to raise concerns and ideas for improving the service directly with the Director, and equally, for the Director to understand the issues facing front-line staff. Recent meetings have addressed supervision, ICS, thresholds, case transfer, office accommodation, structures and the workplace culture. • Regular staff meetings setup within social care where concerns are raised and followed up. • “Achieving a Positive Outcome in Children and Young People” sessions held for all social work staff (March 2009). Participants worked together to consider the role of staff at all levels within the organisation have to play in safeguarding children. The outcomes from these sessions will inform workforce development, including work on refocusing job roles and clarifying structures and lines of accountability. • The Youth Council have agreed to be involved in the delivery of the JAR Action Plan and will meet with Director of Children Services on a

Joint Area Review (JAR) Action Plan Change Programme – Highlight Report

Haringey Strategic Partnership



Programme Sponsor	Peter Lewis	Programme Manager	Kuldip Kaur	Report Editor:	TBC	Reporting Period:	April 2009
-------------------	-------------	-------------------	-------------	----------------	-----	-------------------	------------

Theme	AFI	AFI Lead	RAG Status	Explanation for RAG Status														
				<p>quarterly basis to discuss their views on the services they receive (i.e. to see what is good/bad about the service), so that this feedback can be fed back into the programme. 1st meeting planned for June/July 2009.</p> <p>Areas of Concern: No immediate concerns</p>														
	AFI-1.3: Improve the workings of the LSCB	Chair LSCB	G	<p>Key Achievements – against JAR Recommendations:</p> <ul style="list-style-type: none"> LSCB Chair to be a member of the Children’s Trust. LSCB Development Day now arranged for end of May 2009, to be facilitated by the National expert on LSCBs. At this event members will consider the strengths and weaknesses of current arrangements and identify improvements. This will involve consideration of membership, processes, and structures (including the role of sub groups). Serious Case Review (SCR) guidance written and approved by LSCB, to ensure best practice approach for investigating SCRs. <p>Key Achievements – against remainder of JAR Action Plan: N/A</p> <p>Areas of Concern:</p> <ul style="list-style-type: none"> Full implementation of new Serious Case Review guidance is unlikely to be completed by end of May 09 as scheduled, due to current pressures of completing 2 parallel Serious Case Reviews (SCRs). July 2009 is a more realistic timescale. 														
	AFI-1.4: Creation of Children’s Trust	Director Children & Young People’s Service	G	<p>Key Achievements – against JAR Recommendations: The setup of a new Children’s Trust is progressing well:</p> <table border="1"> <thead> <tr> <th>Update:</th> <th>Timeline</th> </tr> </thead> <tbody> <tr> <td>Initial meeting with HSP PMG to set out the process for agreeing way forward.</td> <td>9th April</td> </tr> <tr> <td>Report on development of Children’s Trust to Cabinet</td> <td>21st April</td> </tr> <tr> <td>Formal consultation with stakeholders on models for Children’s Trust (CT)</td> <td>By end of April</td> </tr> <tr> <td>Finalise details of new model</td> <td>May</td> </tr> <tr> <td>Proposed members of CT to agree membership, roles and responsibilities</td> <td>By 31st May</td> </tr> <tr> <td>HSP to approve Children Trust proposals and Terms of Reference</td> <td>By 23rd June</td> </tr> </tbody> </table> <p>Key Achievements – against remainder of JAR Action Plan:</p> <ul style="list-style-type: none"> The Children & Young People’s Plan is on track for September 2009. The second phase of consultation has begun (following on from the 2020 vision event in Sept 2008) and runs until 13th May 2009. The needs assessment that informs the plan is well advanced and due for completion by 5th May 2009. It is on track to go to Cabinet on 21st July 2009, and for publication in September 2009. <p>Areas of Concern: No immediate concerns</p>	Update:	Timeline	Initial meeting with HSP PMG to set out the process for agreeing way forward.	9th April	Report on development of Children’s Trust to Cabinet	21st April	Formal consultation with stakeholders on models for Children’s Trust (CT)	By end of April	Finalise details of new model	May	Proposed members of CT to agree membership, roles and responsibilities	By 31st May	HSP to approve Children Trust proposals and Terms of Reference	By 23rd June
Update:	Timeline																	
Initial meeting with HSP PMG to set out the process for agreeing way forward.	9th April																	
Report on development of Children’s Trust to Cabinet	21st April																	
Formal consultation with stakeholders on models for Children’s Trust (CT)	By end of April																	
Finalise details of new model	May																	
Proposed members of CT to agree membership, roles and responsibilities	By 31st May																	
HSP to approve Children Trust proposals and Terms of Reference	By 23rd June																	

3.2 Theme 2 – Delivering Best Practice

Aims:

Joint Area Review (JAR) Action Plan Change Programme – Highlight Report

Haringey Strategic Partnership



Programme Sponsor	Peter Lewis	Programme Manager	Kuldip Kaur	Report Editor:	TBC	Reporting Period:	April 2009
-------------------	-------------	-------------------	-------------	----------------	-----	-------------------	------------

1. All practice will demonstrate the principle of “best interests of the child” by meeting the test of “seeing things through the child’s eyes” and listening to the child.
2. All practice will demonstrate the principle that safeguarding requires effective partnership working which respects and values differing professions and organisations and is reflected through integrated arrangements where this will provide the best response and most authoritative service.
3. All practice will comply with WT and LCPPS and agencies’ standard operating procedures and guidance with a shared approach to intervention thresholds.
4. Our approach will be underpinned by a commitment to inter-agency information sharing arrangements and business processes which enable all partners to fulfil their role and deliver the outcome of best in class services for children and their families.
5. We will identify best practice and turn it into standard practice using evidence, research, and evaluation supported by relevant national organisations and the LSCB.

Outcome:

To make sure that social workers practice social work of the highest quality

Theme	AFI	AFI Lead	RAG Status	Explanation for RAG Status
2. Delivering Best Practice	AFI-2.1: Child Protection Referral & Assessment (R&A) Processes	Deputy Director Children & Families (Haringey Council)	A	<p>Key Achievements – against JAR Recommendations: Single data entry point now in place for all contacts/referrals to children’s social care. Other aspects of the new referral pathway such as quality of information gathering and decision making to be informed by the evaluation report from the multi-disciplinary team pilot (due w/e 25th April 2009).</p> <p>Key Achievements – against remainder of JAR Action Plan:</p> <ul style="list-style-type: none"> • Caseload weighting system now in place, which aims to ensure a fair allocation of cases between staff. Monthly reports to Senior Managers enable monitoring of workloads. • New protocols agreed and in place for the transfer of cases between different teams within social care. This has increased clarity for social work staff and will result in a smoother experience for clients. • New style of open senior management, with improved visibility of the Deputy Director, Children & Families for example, via regular team meetings and talking with staff where concerns are raised and followed up. The formalisation of new escalation procedures is being done as part of a review of workload weighting, and will therefore be outside of the original 31st March 2009 timeline for formalised procedures. <p>Areas of Concern: Insufficient capacity within the R&A team due to a large backlog of cases, high volume of referrals, and difficulties in recruiting staff. The backlog is impeding implementation of the new referral pathway and the decision on response to referrals not always made within 24 hours. The action on protocols for joint work between adult and children’s services will not be completed by end May 2009 because work to clear the backlog has taken priority.</p>
	AFI-2.2: Effective and timely Information Sharing	Borough Commander (Haringey Police)	A	<p>Key Achievements – against JAR Recommendations:</p> <ul style="list-style-type: none"> • Current information Sharing Protocols have been reviewed against national standards and arrangements. It is anticipated that revised protocols will be completed before the end of May 2009. • Lead GP appointed to take responsibility for ensuring that where treatment is given to a child/young person subject to a CP Plan, information is shared with key partners (including to C&YPS) in a timely manner <p>Key Achievements – against remainder of JAR Action Plan:</p> <ul style="list-style-type: none"> • Protocols on Elected Members’ access to information developed and in place. • Robust systems now in place at the Whittington hospital to ensure A&E staff can access child protection information. At North Middlesex University Hospital and Great Ormond Street, systems are in place during working hours. A working group has been established to ensure full access out of hours across all departments and to inform staff of the processes in place.

Joint Area Review (JAR) Action Plan Change Programme – Highlight Report

Haringey Strategic Partnership



Programme Sponsor	Peter Lewis	Programme Manager	Kuldip Kaur	Report Editor:	TBC	Reporting Period:	April 2009
-------------------	-------------	-------------------	-------------	----------------	-----	-------------------	------------

Theme	AFI	AFI Lead	RAG Status	Explanation for RAG Status
				Areas of Concern: no immediate concerns
	AFI-2.3: Thresholds/ Decision-Making/Assessment	Deputy Director Children & Families (Haringey Council)	G	<p>Key Achievements – against JAR Recommendations:</p> <ul style="list-style-type: none"> Evaluation report from R&A Multi-Disciplinary Team (MDT) pilot (due week ending 25th April) will include lessons around multi-agency thresholds which will then inform agreement for the thresholds. Agreement across Social Care, Health and Police to plan future joint working, to agree the thresholds. Joint training/review workshops to be held in May/June 2009. Panel and other decision-making processes within children’s social care under review to ensure decisions (e.g. requests for placements) are made at the appropriate level. <p><i>Note: The R&A MDT was put in place from 13th March for 6 weeks, to handle all new referrals and to assist in clearing the backlog as a matter of urgency. The backlog team will remain in place once the backlog is cleared to enable the work of restructuring the service and to enable proper training and supervision of social workers.</i></p> <p>Key Achievements – against remainder of JAR Action Plan:</p> <ul style="list-style-type: none"> Standard Operating Procedures (SOPs) for Police Child Abuse Investigation Team (CAIT) revised to ensure officers use relevant information from the violent and sexual offender register (VISOR) to inform decision making and risk assessment <p>Areas of Concern: no immediate concerns</p>
	AFI-2.4: Using IT systems and databases to support safeguarding practice and information-sharing	Head of Service Transformation	G	<p>Key Achievements – against JAR Recommendations: N/A</p> <p>Key Achievements – against remainder of JAR Action Plan:</p> <ul style="list-style-type: none"> Project to re-engineer Finance workflow within Framework-I on track, with additional resource secured to meet target dates. Review of roles and responsibilities of finance staff has been initiated as work undertaken by social workers is transferred to finance staff. Work started to create ICS/ Framework-I support teams, with JD/Person specs created, funding agreed, 2 temporary staff appointed, and further appointments being made through secondment system across agencies. Training programme to support use of Framework-I by social workers being developed and implemented. <p>Areas of Concern:</p> <ul style="list-style-type: none"> The project is meeting the identified milestones, however, conflicting demands on the FWI support team and inability to prioritise finance officer and social workers time for retraining could result in slight slippage in timescales
	AFI-2.5: Ensuring that child protection meetings facilitate good inter-agency communication and decision-making	Deputy Director Children & Families (Haringey Council) (for Service Mgr Child Protection)	G	<p>Key Achievements – against JAR Recommendations:</p> <ul style="list-style-type: none"> Independent expert recruited to support the Child Protection Quality Assurance and Review and is working with staff and managers to deliver improvement, including performance management. Additional administrative support recruited to ensure invitations to child protection meetings are sent out and followed up, to ensure attendance by necessary agencies. A tracking sheet is being used to follow progress and ensure timescales are being met for distribution of meeting minutes. Work being undertaken to ensure minutes are distributed within 15 days and the target is to achieve this by May 2009. <p>Key Achievements – against remainder of JAR Action Plan:</p> <ul style="list-style-type: none"> Workshops have been delivered to the ‘children in need and safeguarding’ teams, covering strategy discussions and initial Child Protection Conferences. A further workshop is planned for the R&A service.

Joint Area Review (JAR) Action Plan Change Programme – Highlight Report

Haringey Strategic Partnership



Programme Sponsor	Peter Lewis	Programme Manager	Kuldip Kaur	Report Editor:	TBC	Reporting Period:	April 2009
-------------------	-------------	-------------------	-------------	----------------	-----	-------------------	------------

Theme	AFI	AFI Lead	RAG Status	Explanation for RAG Status
				<ul style="list-style-type: none"> Work has been undertaken with chairs in regard to the quality of child protection (CP) plans in line with CP procedures. Chairs will also be observed by the independent expert to improve the conference process. Recommendations from social care review of Child Protection system will go to the LSCB in June 2009 to agree actions across all agencies. Regular meetings established between C&YPS Core Team and Legal Services to ensure monitoring of work undertaken and identification and review of high risk cases. Draft protocols for how Legal Services and C&YPS work together have been developed and are currently being reviewed / discussed. <p>Areas of Concern: no immediate concerns</p>
	AFI-2.6: Ensuring the implementation of clear and achievable child protection plans	Deputy Director Children & Families (Haringey Council)	G	<p>Key Achievements – against JAR Recommendations:</p> <ul style="list-style-type: none"> Independent experts recruited and are working with staff and managers to deliver improvements <p>Key Achievements – against remainder of JAR Action Plan: N/A</p> <p>Areas of Concern:</p> <ul style="list-style-type: none"> Standards for the new format for Child Protection plans and Core Groups are still to be developed, agreed and implemented. Given this is due by the end of April '09, this is likely to run behind schedule. This will be delayed as the consultant has only recently joined the team. No new target date set as yet.
	AFI-2.7: Support for Children in Care	Deputy Director Children & Families (Haringey Council)	G	<p>Key Achievements – against JAR Recommendations: N/A</p> <p>Key Achievements – against remainder of JAR Action Plan:</p> <ul style="list-style-type: none"> Summary of current support in place for Children in Care (CIC) has been reported to the Corporate Parenting Group in April 2009. Plans to be agreed on how to extend support made available. Commissioning of LAC Placements Project Plan and team responsibilities agreed. The objective of the exercise is to secure placements which provide value for money and improved placement stability. Procedure implemented for tracking plans of all children under 6 coming into care to ensure prompt placement for adoption where appropriate. Currently being managed through the adoption taskforce partnership meetings. Performance team to provide fortnightly updates on children in care under 6. This is being reviewed by the taskforce and flagged for panel and LAC review reports. <p>Areas of Concern:</p> <ul style="list-style-type: none"> Work to collate and analyse evidence on the causes of placement breakdown has not yet started, but is not due for completion until end of September.
	AFI-2.8: Respite care and short breaks for carers of children and young people with learning difficulties and/or disabilities	Head of Additional Needs & Disabilities	G	<p>Key Achievements – against JAR Recommendations: N/A</p> <p>Key Achievements – against remainder of JAR Action Plan:</p> <ul style="list-style-type: none"> Haringey's Aiming High Forum agreed and established. Aiming High for Disabled Children (AHDC) is the national transformation programme for disabled children's services. Consultation of Parents, Carers and Young People on the short break transformation programme completed. The implementation of which will provide respite care for disabled children. Work is underway to bring together data on children and young people with disabilities, including category of needs, placements and services. The information has been established using Special Education Needs (SEN), health and social care

Joint Area Review (JAR) Action Plan Change Programme – Highlight Report

Haringey Strategic Partnership

Programme Sponsor	Peter Lewis	Programme Manager	Kuldip Kaur	Report Editor:	TBC	Reporting Period:	April 2009
-------------------	-------------	-------------------	-------------	----------------	-----	-------------------	------------

Theme	AFI	AFI Lead	RAG Status	Explanation for RAG Status
				data. • Monthly returns from current providers in place to enable tracking of increase in range of provision and increase in the number of children, young people and families receiving a service <u>Areas of Concern:</u> No immediate concerns

Theme 3 – Getting the Organisation right

Aims:

To ensure that across the partnership:

- Structures facilitate the smooth transfer of information
- The structure and skills mix maximises the effectiveness of staff
- Structures support integrated working
- There is sufficient capacity to manage workload

Outcome:

To make sure that we have the right people, doing the right thing at the right time within clear systems of information sharing, communication and decision-making

Theme	AFI	AFI Lead	RAG Status	Explanation for RAG Status
3. Getting the organisation right	AFI-3.1: Roles & Responsibilities	Deputy Director Children & Families (Haringey Council)	G	<u>Key Achievements – against JAR Recommendations:</u> <ul style="list-style-type: none"> Meeting held to review options/alternative models of CAMHS input to the ‘Referral & Assessment’, ‘Safeguarding and Children in Need’ social work teams. Proposal has been submitted to C&YPS and NHS Haringey and working groups established to support and monitor implementation. <u>Key Achievements – against remainder of JAR Action Plan:</u> <ul style="list-style-type: none"> Referral & Assessment restructure completed to provide continuity and response to families for initial and core assessments. Review of workloads underway to inform other changes. Funding approved and job descriptions revised for moving Designated Nurse for child protection role to the Primary Care Trust (PCT) NHS Haringey and employing additional named nurse for child protection for primary care. The recruitment process for the Designated and named nurse roles is underway and adverts should appear shortly. <u>Areas of Concern:</u> <ul style="list-style-type: none"> Identification of backlog of R&A cases has put significant pressure on the service. The availability of suitably qualified and skilled candidates for the designated and named Nurse roles presents a possible risk to the implementation of revised arrangements by July 2009.
	AFI-3.2: Ensuring the most efficient and effective mix of professional and support skills	Deputy Director Children & Families (Haringey Council)	A	<u>Key Achievements – against JAR Recommendations:</u> N/A <u>Key Achievements – against remainder of JAR Action Plan:</u> <ul style="list-style-type: none"> Screening team in place within R&A to be first point of contact for all new referrals. Manager in post for new flexible “contact service”, which will be responsible for supervising contact of children in care with their families - to make it more efficient, responsive to the needs of children in care and their families and meets the requirement of court. Other staff being recruited this week and service will be fully implemented by end of May 09.

Joint Area Review (JAR) Action Plan Change Programme – Highlight Report

Haringey Strategic Partnership



Programme Sponsor	Peter Lewis	Programme Manager	Kuldip Kaur	Report Editor:	TBC	Reporting Period:	April 2009
-------------------	-------------	-------------------	-------------	----------------	-----	-------------------	------------

Theme	AFI	AFI Lead	RAG Status	Explanation for RAG Status
				<p>Areas of Concern:</p> <ul style="list-style-type: none"> Difficulty in recruiting and retaining suitably experienced and trained administrative staff to take on appropriate duties within Children in Need (CIN) & Safeguarding to free up social worker time.
	AFI-3.3: Ensure sufficient capacity for manageable and safe workloads across all agencies	Head of Service Transformation	A	<p>Key Achievements – against JAR Recommendations: N/A</p> <p>Key Achievements – against remainder of JAR Action Plan:</p> <ul style="list-style-type: none"> The Legal service has appointed 4 highly experience specialist child care lawyers (2 FT and 2 PT) to provide specialist legal advice and support to the C&YPS. This will ensure the process and experience of the service is more efficient and high quality. Discussions have now started between C&YPS finance, performance and operational managers to establish a forecasting demand mechanism (to support medium term financial modelling) for referrals, assessments and placements of children at risk. Due end of September 2009. Mapping of existing permanent and agency workforce within children’s social care completed. SCD 5 have completed an internal review of workload and resource allocation. Adjustments to team strengths have been agreed using a formulaic method, and a resource bid has been agreed by MPS Investment Board for additional police officers/staff and resources to meet demand. Recruitment processes are underway (<i>Note: SCD5 is the division of the Metropolitan Police that includes the Child Abuse Investigation Team</i>). Third Sector have submitted proposals for supporting child protection processes, to be considered by C&YPS senior management. <p>Areas of Concern:</p> <ul style="list-style-type: none"> Current unstable workflow into R&A makes it difficult to benchmark workload and hence predict to any degree of accuracy future resource requirements or propose long-term structures and required staffing levels for Social Care.
	AFI-3.4: Aligning services to facilitate integrated working	Deputy Chief Executive (NHS Haringey)	G	<p>Key Achievements – against JAR Recommendations:</p> <ul style="list-style-type: none"> Working group for integrated working established. First meeting held on 6th April 2009. Working group for area-based working established. This group will identify opportunities for further alignment of front line services on an area basis across the strategic partnership, taking account the Council plan for area based working. The R&A Multi-Disciplinary Team ("front end ") pilot is coming to an end; to be reviewed by Deputy Director Children & Families (Haringey Council) and multi-disciplinary staff. <p>Key Achievements – against remainder of JAR Action Plan: N/A</p> <p>Areas of Concern: No immediate concerns.</p>
	AFI-3.5: Out of Hours Services	Head of Service Transformation	G	<p>Key Achievements – against JAR Recommendations: N/A</p> <p>Key Achievements – against remainder of JAR Action Plan:</p> <ul style="list-style-type: none"> Implementation plan for Council Out-of-Hours call-handling service completed, standards agreed and on track for delivery in July 2009. Interim measures for Out-of-Hours Social Work service in place - links to Head of Service CIC and Safeguarding established. C&YP second tier rota in place. Work underway to identify the most effective long-term solution. All indications are that the current arrangements for externally commissioned out of hours legal advice are working well. This

Joint Area Review (JAR) Action Plan Change Programme – Highlight Report

Haringey Strategic Partnership



Programme Sponsor	Peter Lewis	Programme Manager	Kuldip Kaur	Report Editor:	TBC	Reporting Period:	April 2009
-------------------	-------------	-------------------	-------------	----------------	-----	-------------------	------------

Theme	AFI	AFI Lead	RAG Status	Explanation for RAG Status
				will be considered again in the context of a re-commissioned child care out-of-hours service.
	AFI-3.6: Accommodation and infrastructure – improving the working environment for staff and clients	Head of Service Transformation	A	<p>Areas of Concern: No immediate concerns</p> <p>Key Achievements – against JAR Recommendations: N/A</p> <p>Key Achievements – against remainder of JAR Action Plan:</p> <ul style="list-style-type: none"> Reconfiguration of the referral and assessment telephony system completed. However, there are concerns about the long term viability of this system due to problems with the infrastructure. Additional office space for referral and assessment created, including space for accommodating families. <p>Areas of Concern:</p> <ul style="list-style-type: none"> Procurement issues may result in the August 2009 deadline for new working environment for R&A is not met. Whilst the R&A telephony system have been reconfigured, the long term viability of this system is questionable due to problems with the infrastructure. Ideally, we need to prioritise the roll out dates for new Council IP telephony system to the R&A team.

3.3 Theme 4 – Early intervention/targeted and universal services

Aims:

- To ensure all staff working with children and young people play their part in the safeguarding of vulnerable children, and through their practice intervene early to prevent problems occurring at a later stage.

Outcome:

To make sure that we have the right people, doing the right thing at the right time within clear systems of information sharing, communication and decision-making

Theme	AFI	AFI Lead	RAG Status	Explanation for RAG Status
4. Early Intervention/targeted and universal services	AFI-4.1: Building the capacity to intervene early to promote positive outcomes for children and young	Head of Children's Networks	G	<p>Key Achievements – against JAR Recommendations: N/A</p> <p>Key Achievements – against remainder of JAR Action Plan:</p> <ul style="list-style-type: none"> First programme of Vulnerable Children Conversation visits completed (Oct 2008). Each school was visited by staff from the relevant network-based multi-disciplinary team to consider the issues affecting vulnerable children and young people in their school and the provision in place for them. The outcomes of the meetings were collated to draw out issues affecting particular groups, identify and share best practice, and address any gaps or duplication of provision. Dissemination of these findings to all stakeholders is in progress, with meetings arranged for May/June 09 – key findings relate to support for children with SEN, provision maps, how family support workers are used, and CAF. Plan in place for organisation of next programme of visits (June/July 09) which will be targeted at specific schools in line with the key findings from the first visit. Initial discussions with Headteachers took place in early April to develop a clear set of expectations of universal services and a joint understanding of thresholds for referral to targeted and specialist services. Draft terms of reference agreed for review of partnership Family Support Strategy and Steering Group established. <p>Areas of Concern: No immediate concerns</p>

Joint Area Review (JAR) Action Plan Change Programme – Highlight Report

Haringey Strategic Partnership

Programme Sponsor	Peter Lewis	Programme Manager	Kuldip Kaur	Report Editor:	TBC	Reporting Period:	April 2009
-------------------	-------------	-------------------	-------------	----------------	-----	-------------------	------------

Theme	AFI	AFI Lead	RAG Status	Explanation for RAG Status
	AFI-4.2: Establish the Common Assessment Framework (CAF) as the basis within universal and targeted services for identification and assessment of additional needs and decision making about appropriate intervention	Head of Children's Networks	A	<p>Key Achievements – against JAR Recommendations:</p> <ul style="list-style-type: none"> Proposals for improving CAF decision making process identified and currently being implemented ahead of schedule. This involves the Children's Network-based Multi-Disciplinary Team co-ordinators and CAF referral manager reviewing all CAFs prior to meetings of the CAF panel and agreeing appropriate support for children with lower level needs. This will ensure that panel time is used appropriately to consider the needs of the children with more complex needs. <p>Key Achievements – against remainder of JAR Action Plan:</p> <ul style="list-style-type: none"> Training and communication programme on CAF underway and progressing well. Recent sessions have been held with Special Educational Needs Co-ordinators, Headteachers, Youth workers, Connexions staff and the voluntary and community sector. These have been interactive sessions where staff worked together to identify arrangements that support good CAF practice. <p>Areas of Concern:</p> <ul style="list-style-type: none"> Some doubt about whether we will complete the Local Authority Research consortium's (LARC) research into effectiveness of CAF. The timescales for research completion coincide heavily with other aspects of the delivery of this action plan that have higher priority. If we are unable to complete the LARC research, we will engage other methods of external evaluation. The Pan London CAF QA Framework has not been signed off yet, and will not leave us with much time to plan and implement locally.
	AFI-4.3: Establishing the role of the Lead Professional (LP)	Head of Children's Networks	G	<p>Key Achievements – against JAR Recommendations:</p> <ul style="list-style-type: none"> Haringey's Lead Professional guidance already published and in process of being reviewed. The Lead Professional is a national initiative that forms part of <i>Every Child Matters</i>. Its aim is to ensure that where a child or young person requires integrated support from various professionals, one practitioner takes the lead to ensure that services are co-ordinated, coherent and achieves the intended outcomes. <p>Key Achievements – against remainder of JAR Action Plan: N/A</p> <p>Areas of Concern: No immediate concerns</p>

3.4 Theme 5 – Commissioning and resources

Aims:

To develop joint planning and commissioning arrangements, which focus on safeguarding and emphasise the importance of prevention and early identification and intervention, and improving outcomes for children and young people in Haringey. Arrangements to be underpinned by a sustainable financial plan.

Outcome:

To make sure that we have the right people doing the right thing at the right time within clear systems of information sharing, communication and decision-making

Theme	AFI	AFI Lead	RAG Status	Explanation for RAG Status
5. Commissioning and	AFI-5.1: Planning and commissioning of services to be based on	Deputy Director Business Support &		There are very few actions under this AFI with a Start Date before or equal to 31 March 2009 AND End Date before or equal to 30 September 2009. Therefore, there is little to report (as expected) for this month.

Joint Area Review (JAR) Action Plan Change Programme – Highlight Report

Haringey Strategic Partnership

Programme Sponsor	Peter Lewis	Programme Manager	Kuldip Kaur	Report Editor:	TBC	Reporting Period:	April 2009
-------------------	-------------	-------------------	-------------	----------------	-----	-------------------	------------

Theme	AFI	AFI Lead	RAG Status	Explanation for RAG Status
resources	needs assessment and understanding of effective practice	Development	G	<p>Key Achievements – against JAR Recommendations: N/A</p> <p>Key Achievements – against remainder of JAR Action Plan:</p> <p>Joint Strategic Needs Assessment (JSNA) is in progress and on track. The production of a local JSNA is a legal requirement from 1st April 2008 for organisations with formal responsibility for commissioning health and social care services. The JSNA is a joint responsibility of Haringey Council and the Primary Care Trust, and includes a specific workstream (one of four) on vulnerable children and young people which will bring together all data relating to this group.</p> <p>Areas of Concern: No immediate concerns</p>
	AFI-5.2: Establish robust joint commissioning arrangements	Deputy Director Business Support & Development	G	There are very few actions under this AFI with a Start Date before or equal to 31 March 2009 AND End Date before or equal to 30 September 2009. Work is in progress with an initial meeting with the DCSF Commissioning Support Team which took place on 27 th April 2009.

3.5 Theme 6 – Delivering success through people

Aims:

1. To encourage a culture of openness and honesty by listening, learning, and focusing on the delivery successful outcomes for vulnerable children
2. To attract and retain excellent staff and value their contribution
3. To develop the skills and capacity of managers and supervisors- encouraging reflective practice particularly within clinical supervisions
4. For the children and young people's workforce to be competent and skilled in relation to safeguarding
5. To have joint learning and development that facilitates, common understanding, shared values and aspirations at all levels across the partnership
6. To create a positive culture by building workforce support for new structures and new ways of working to deliver efficient quality services, in partnership
7. To develop the workforce skills and knowledge, in an innovative, high performance, multi-agency context.
8. To have a shift in culture that reflects improved ways of working with partners and adoption of more open ways of working

Outcome:

To make sure that we have the right people doing the right thing at the right time within clear systems of information sharing, communication and decision-making

Theme	AFI	AFI Lead	RAG Status	Explanation for RAG Status
6. Delivering success through people	AFI-6.1: Recruiting and retaining good staff across the partnership	Assistant Chief Executive People Organisation & Development (Haringey Council)	G	<p>Key Achievements – against JAR Recommendations: N/A</p> <p>Key Achievements – against remainder of JAR Action Plan:</p> <p>Council Offer progressing well. This now needs to be explored with partners in order to come up with an "All Partnership Offer". A group has been established to enable this to happen.</p> <p><i>Note: The "All Partnership Offer" will outline the support and remuneration package for people working with and/or for children and young people in Haringey. This will include: suitable accommodation, technology supply & support, professional & clinical supervision, team working, CPD, career progression potential, involvement in ways of working, being part of a strong partnership and a pay package developed to reflect the valued professional roles.</i></p>

Joint Area Review (JAR) Action Plan Change Programme – Highlight Report

Haringey Strategic Partnership



Programme Sponsor	Peter Lewis	Programme Manager	Kuldip Kaur	Report Editor:	TBC	Reporting Period:	April 2009
-------------------	-------------	-------------------	-------------	----------------	-----	-------------------	------------

Theme	AFI	AFI Lead	RAG Status	Explanation for RAG Status
				<p>Benchmarking against other boroughs' recruitment and retention strategies is taking place and will inform the partnership offer. Pay data is available from London Councils survey, and Barkers Advertising Consultancy have been commissioned to undertake research of what people want from jobs. Barkers are interviewing social work managers and staff to gather their views on recruitment, retention, and staff support and development, and conducting an external survey to find out the views of social workers about potentially working in Haringey. Further work is needed to understand benchmarking of other elements of pay & benefits package.</p> <p>Recruitment process (including CRB checks) for staff in safeguarding reviewed to take account of impact of new Vetting & Barring scheme. A new process due to be implemented shortly to ensure smooth recruitment process.</p> <p>Areas of Concern: No immediate concerns</p>
	AFI-6.2: Supervision and Management	Assistant Chief Executive People Organisation & Development (Haringey Council)	G	<p>Key Achievements – against JAR Recommendations: Project Group established to outline the approach for the managerial competency programme for social work team managers. A plan has been developed to include development centre, competencies and recruitment. Work on supervision within social care is being progressed as part of the competency programme outlined above and also via the year-long Tavistock programme detailed under AFI 6.3 Regular case audits progressing, under the supervision of relevant senior managers.</p> <p>Key Achievements – against remainder of JAR Action Plan: Some amendments to Standard Operating Procedures (SOP's) for supervision within the Metropolitan Police have already been made and others will follow as a new case review and assessment matrix (CRAM) supervision model is rolled out. The CRAM has been formulated with reference to current practice and other supervisory models employed within critical risk areas of business. It is currently being piloted within Camden CAIT and once refined will be rolled out across all of SCD5. SOP's will be amended to reflect the new practice once finalised.</p> <p>Areas of Concern: No immediate concerns</p>
	AFI-6.3: Developing the skills and confidence of our workforce	Assistant Chief Executive People Organisation & Development (Haringey Council)	G	<p>Key Achievements – against JAR Recommendations: Funding and resource allocated to undertake review of training and development needs across children's safeguarding partnership</p> <p>Key Achievements – against remainder of JAR Action Plan: Newly qualified social work pilot scheme established and working well to support Haringey's newly qualified social workers during their first year in practice. Induction pack updated for social care lawyers to embed Haringey's specific working practices. Delivered by senior lawyer, legal planning meetings are observed, and new starters can now only undertake legal planning meetings after being employed by the council for 3 months. Legal Planning meeting memo's are reviewed by a senior lawyer. 20 social workers have attended a two day workshop, designed and facilitated by the Tavistock and Portman NHS Trust, to identify and address the barriers to improving professional practice at an individual and collective level. The outcomes from this will inform a year-long programme, facilitated by the Tavistock clinic, which will be attended by 10 social work managers and 30+ social workers. Supervision skills (for supervisors and supervisees) will form a key part of this programme.</p> <p>Areas of Concern: Composition review of Children's Workforce Development Steering Group has started, but will be completed later than the original target date of 31st March.</p>

Joint Area Review (JAR) Action Plan Change Programme – Highlight Report

Haringey Strategic Partnership



Programme Sponsor	Peter Lewis	Programme Manager	Kuldip Kaur	Report Editor:	TBC	Reporting Period:	April 2009
-------------------	-------------	-------------------	-------------	----------------	-----	-------------------	------------

Theme	AFI	AFI Lead	RAG Status	Explanation for RAG Status
	AFI-6.4: Engage and empower all staff in the Children's Trust with the change programme	Deputy Director Business Support & Development	A	<p>Key Achievements – against JAR Recommendations: N/A</p> <p>Key Achievements – against remainder of JAR Action Plan:</p> <ul style="list-style-type: none"> Weekly staff C&YPS eNewsletter launched and in circulation. Social Work Staff Forum established (see AFI 1.2) and JAR Change Programme Consultation with staff completed. Design stage of "Family information service directory Practitioner Zone" completed 21st April (albeit 3 weeks over agreed timescale). The Practitioner Zone will allow shared access to internal communications across the partnership and improve practitioner knowledge and understanding of the range of services to children and young people across the partnership. <p>Areas of Concern:</p> <ul style="list-style-type: none"> Whilst the weekly staff C&YPS eNewsletter is in circulation for C&YPS staff, the working group has not yet met to progress the extension of this newsletter to partners.

3.6 Theme 7 – Monitoring the performance and the quality of safeguarding practice

Aims:

1. Robust arrangements for monitoring the quality of safeguarding practice
2. Ensure compliance with Working Together to Safeguard Children, London Child Protection Procedures, and all agencies' standard operating procedures and guidance
3. Dissemination of learning from QA and monitoring activity

Outcome:

To make sure that everyone knows how well we are doing and we use that information to drive quality of performance vigilantly, transparently and consistently.

Theme	AFI	AFI Lead	RAG Status	Explanation for RAG Status
7. Monitoring the performance and the quality	AFI-7.1: Assuring the quality of practice	Deputy Director Children & Families		<p>Key Achievements – against JAR Recommendations</p> <ul style="list-style-type: none"> Scope and sampling methodology for continuous sampling and qualitative assessment of case files is being developed, to focus on the effectiveness of multi-agency child protection practice. A review of 30 case files is underway, using new draft audit

Joint Area Review (JAR) Action Plan Change Programme – Highlight Report

Haringey Strategic Partnership



Programme Sponsor	Peter Lewis	Programme Manager	Kuldip Kaur	Report Editor:	TBC	Reporting Period:	April 2009
-------------------	-------------	-------------------	-------------	----------------	-----	-------------------	------------

Theme	AFI	AFI Lead	RAG Status	Explanation for RAG Status
of safeguarding practice		(Haringey Council)	G	<p>tool, to be completed by the end of May.</p> <ul style="list-style-type: none"> Audit reviews have currently been prioritised for Health and Social Care. The approach will now focus on agreeing the framework for these areas, before widening them out to other targeted and specialist services. Independent experts recruited and are working with team to develop the Terms of reference for the LSCB Quality Assurance (QA) Sub-Group. <p>Key Achievements – against remainder of JAR Action Plan: N/A</p> <p>Areas of Concern:</p> <ul style="list-style-type: none"> The person identified for role of partnership analyst, to support the strategic work of the LSCB QA Sub-Group has since moved jobs. Alternative resource is being considered but not yet confirmed.
	AFI-7.2: External challenge and scrutiny	Director Children & Young People's Service	G	<p>Key Achievements – against JAR Recommendations: N/A</p> <p>Key Achievements – against remainder of JAR Action Plan:</p> <ul style="list-style-type: none"> The Overview and Scrutiny Committee, prior to its first meeting in the new municipal year on June 29th 2009 will discuss with the Director, CEMB and the Cabinet Lead Member what reports and performance information regarding social care will be submitted to it and by when. First meeting of Safeguarding Policy and Practice Panel held 8th April 2009. JAR Action Plan monthly reports (Feb & Mar 09) issued to the Secretary of State for Children, Schools and Families National Indicator (NI) 59 and 60 have been added to the Local Area Agreement (LAA) and notified to GOL and DCLG. <p>Areas of Concern: No immediate concerns</p>
	AFI-7.3: Consulting and involving children, young people, families and communities	Head of Children's Networks	A	<p>Key Achievements – against JAR Recommendations: N/A</p> <p>Key Achievements – against remainder of JAR Action Plan:</p> <ul style="list-style-type: none"> System in place to collect the views of parents following child protection meetings – work is ongoing to increase the completion of questionnaires <p>Areas of Concern:</p> <ul style="list-style-type: none"> The current high level of demand from schools for child protection training and advice has impeded the roll-out of training and advice to community groups, as only one post exists to cover both of these roles.

This page is intentionally left blank



Meeting: Children's Trust

Date: 19 May 2009

Report Title: Children and Young People's Plan: Update

Report of: Director of Children's and Young People's Services

Summary

This report was requested by the Children 's Trust so that members could be updated on the work.

Equalities Implications

The development of the new Children and Young People's Plan gives an opportunity to review the needs assessment with particular regard to more vulnerable young people and to start to plan for the future to better meet the identified needs.

Recommendations

- i. To note the update on the Children and Young People's Plan and to continue to contribute to the development of the new plan.
- ii. To ensure that feedback on the final draft of the Needs Assessment is given to Zakir Chaudry in the Policy Team.
- iii. To ensure that the consultation exercise is being publicised within all services and responses encouraged.

For more information contact:

Name: Janette Karklins
 Title: Deputy Director SSI
 Tel: 020 8489 5048
 Email address: janette.karklins@haringey.gov.uk

Background

The Children and Young People's Plan 2006-09 – Changing Lives will conclude in September 2009 and work is well advanced on evaluating the existing plan and preparing the new Children and Young People's Plan.

The intention is to have a ten year Strategic Plan with three year Implementation Plans. The new Children and Young People's Plan will be the plan of the new Children's Trust. This means that it will be prepared and agreed with all the partners on the Children's Trust.

The DCSF has produced guidance on preparing new Children and Young People's Plans and this has formed the basis of the planning process.

Developing the Plans

Needs Assessment

A comprehensive needs assessment underpins the new Children and Young People's Plan. This has been led by the Council Policy Team and been developed through the work of a sub group with representatives from across the Children's Trust.

The working group has shared existing needs assessment from across services. A comprehensive analysis of children's needs has resulted, framed using the five Every Child Matters themes and includes consideration of needs by geographic network.

The needs assessment will be at the heart of the planning process to see how we can best meet those identified needs. It will also be refreshed on an annual basis. The whole document is over 300 pages and can be accessed through the [Agenda report pack CYPSPB 19th May 09](#)

The [actual](http://www.minutes.haringey.gov.uk/ieListDocuments.asp?CId=127&MId=3710&Ver=4) link is:
(<http://www.minutes.haringey.gov.uk/ieListDocuments.asp?CId=127&MId=3710&Ver=4>)

The agenda papers will be posted on the web page on 12/5/2009.

The executive summary provides a useful overview and this is attached at Appendix 1.

Consultation

A detailed consultation process also underpins the preparation of the new plan. The engagement of young people to capture their thoughts and ideas in the plan is central to the process.

The consultation exercise has been planned with the Corporate Consultation team and is being led by members of the Children and Young People's Service working in partnership with representatives from across the Children's Trust.

The consultation is available from the Council website and a range of strategies to encourage contributions are in place.

The consultation with children and young people will use a range of processes to engage young people. This includes more vulnerable children and young people to make sure their voice is heard.

The DCSF guidance includes a comprehensive list of groups who must be part of the consultation process. The list has been used to ensure full coverage of these groups and is included in by the consultation strategy.

Preparing the Strategic Plan

The expectation is that the Strategic Plan will be a fairly short document setting out the aspirations and ambitions for children and young people over the next ten years.

It will also provide an opportunity to review the current vision statement.

“We want every child and young person in Haringey to be happy, healthy and safe with a bright future”

This is part of the discussion activity on the next agenda for the Children’s Trust meeting on 19 May.

The three year Implementation Plan will then follow setting out the actions to be achieved. The JAR Action Plan will form the first three year Implementation Plan for Stay Safe.

The working group developing the action plan includes all Children’s Trust Services working with children and young people in Haringey as well as Council Services working with children and young people. There will be a summary version of the plan for children and young people.

Workforce Development

The new plan will also have a workforce development strategy sitting alongside it. This must also be agreed by the Children’s Trust.

Funding

The guidance requires all members of the Children’s Trust to publish the new Children and Young People’s Plan on their websites and to ensure it is well publicised within their own services. The Council is responsible for publication of hard copy.

The Action Plan will include joint initiatives and actions to tackle some of the issues impacting on Children and Young People. There is a requirement therefore for the pooling and alignment of resources across partners to meet this requirement. The intention is to form a group to consider how this will work in practice as the actions are developed in the Implementation Plan.

Timeline

A timeline is in place for the plan to be in place for September 2009.

Conclusion

Work is well underway to prepare the plan for September 2009 and the evaluation of the current plan is in process.

Appendix 1 - Draft Executive Summary of the Needs Assessment

The 54,000 children and young people living in Haringey are not all the same. As the document shows they will face different challenges even from birth.

The available data allows us to illustrate and quantify some of this difference in order to provide a more accurate picture of the challenges facing groups of children and young people in the borough. The following boxes highlight some of this difference in the context of the five ECM outcome areas and highlights key issues that will be fed into the Children & Young People's Plan.

- Be Healthy
- Stay Safe
- Enjoy and Achieve
- Make a Positive Contribution
- Enjoy Economic Well-being

a) Some have particular health needs

- The still birth rate is 6.4 per 1000, compared to 6.2 and 5.2 per 1000 for London and England respectively
- Low birth weights were highest in the North Network Area (9.6%) and lowest in the West Network Area (6.4%)
- 8.57% of mothers smoke during pregnancy which is behind the local target 5.0%
- Indications are that over one third of children, aged 10-11 (Year 6), are either overweight or obese, compared to under one quarter in reception year
- 42% of adults in drug treatment in Haringey are parents
- A total of 277 young people aged 19 years and under were diagnosed with Chlamydia in 2007
- In 2007 the teenage conception rate was 70.0 per 1000; highest in the North Network Area (94 per 1000) and lowest in the West (40 per 1000)
- There are currently 2,452 children aged 5-16 with mental health problems
- There are 10,000 children and young people with special educational needs (SEN) and 1,233 of these children and young people have statements of SEN
- Potentially over 3,000 children and young people have disabilities
- 723 children and young people in Haringey are providing care to members of their family

Key Issues:

- **Reduce the health inequalities** between the east and west of the borough
- **Increase the uptake of immunisations** in Haringey which remain well below national target levels
- **Reduce Infant mortality**
- **Reduce the high level of teenage pregnancy**
- Increase the number of people tested for **Chlamydia** to identify young people that already have Chlamydia and work on the future spread by promoting wider use of condoms
- Address the **mental health issues** which will affect 2650 children and young people by 2013, and in particular for vulnerable children who are five times more likely to develop mental health problems
- Reduce the level of **obesity** especially in the North and South network areas
- Address the **low rate of referrals into specialist services for drug users**
- Take forward the **recommendations from the Scrutiny review of the early identification, assessment and referral** of children and young people with drug and alcohol problems
- **Ensure greater read across to other relevant strategies** when dealing with children and young people with drug and alcohol problems e.g. Teenage pregnancy, CAMHS, Integrated Youth Support, Safeguarding plan
- **Produce data on smoking and eating habits at ward level** to better understand these behaviours and produce targeted interventions at high risk communities
- **Develop care pathways** to improve the management of common childhood ailments; this is highlighted by the continued inappropriate use of A&E services

b) Some are less safe than others

- 173 children were subject to a child protection plan, most of whom lived in the North and South network area. Children from black or black British ethnic minorities are over-represented in this category.
- 476 children and young people are in care, the highest concentration being in the North and South network area.
- In 2007/08 there were 1849 youth victims of crime. This is a 19% reduction from the previous year.

Key Issues:

- In 2008/09 following the **Joint Area Review of Safeguarding** in Haringey an **action plan** was produced which will form the improvement plan for the next three years for Stay Safe. The plan sets out some key changes including:
 - Closer working between social workers, police officers and health staff
 - Recruiting and developing top quality staff
 - Putting more resources into safeguarding
 - Improving systems and procedures, including ensuring all child protection plans are realistic, achievable and are explicit about how they will help the child
 - Strengthening the managerial and political supervision of the system
 - A stronger more robust Local Safeguarding Children Board

- A lack of quality **culturally appropriate accommodation sites** for Traveller and Gypsy families.

c) Some may find it harder to enjoy and achieve

At Foundation Stage:

- Nearly two thirds of the bottom 20% of the Foundation Stage Profile (FSP) cohort are boys

At Key Stage 1:

- 38% of White UK pupils attain L3+ in reading compared to 12% African Caribbean, 13% African, 2% Turkish, 32% Irish, 29% Nigerian and 25% White Other pupils

At Key Stage 2:

- The attainment of 'mobile' pupils is significantly below 'non mobile' pupils. In English, for example, 63% of mobile pupils attain L4+ compared to 79% of non-mobile pupils

- 62% of Free School Meal (FSM) pupils obtained English level 4+, compared to 82% of non FSM pupils. Mathematics and science have similar differences

At Key Stage 3:

- the number of low achievers (level 3 and below) has reduced slightly from last year but remains significantly higher than the national. In Science, for example the percentage has decreased 15.9% to 15.0% (nationally 7%)

Key Stage 4:

- The percentage of young people achieving at least one qualification at GCSE has improved by 1.1% to 96.0%, but remains below the national which is 98.6%

- There remain significant differences between ethnic groups in the 5+ A* - C (including English and maths) indicator- 65% of White British pupils, compared to 36% of African pupils, 30% of Caribbean pupils, 27% of Turkish pupils, and 28% Kurdish pupils
- Bruce Grove (8.8% of total NEETS), Noel Park and White Hart Lane wards (both at 8.0%) have the highest percentage of young people Not in Education, Employment or Training (NEETS)
- Mixed White and Caribbean (4 pupils) and Black Other (3 pupils) are most significantly over-represented in the permanent exclusion data

Key Issues:

- The percentage of pupils achieving the **Foundation Stage improvement target** (percentage achieving at least 78 points and 6+ in all PSE and CLL) **has improved** from 41.2% to 43% but is still below the national of 49%.
- There has been an **improving trend at Key Stages 1 and 2**, but results are **still below national**.
- There are **significant differences between the results of the West network in comparison with the North and South networks**. These differences are also linked to differences between pupils eligible for free school meals and pupils not eligible. The differences in attainment are particularly marked at the higher levels of each key stage (including the Foundation Stage).
- There has been a **good trend in reducing the percentage of low attaining pupils**, but the percentage of such pupils is still above national figures and needs to be reduced further.
- The number of **schools where fewer than 55% of pupils attain both English and maths level 4 or above at Key Stage 2 has been reducing** but is still too high at 13 schools.
- Ofsted primary school reports show a higher percentage of outstanding schools than national. The number of satisfactory schools, however, is too high. We need to **ensure more schools move from satisfactory to good and outstanding**.
- **Key Stage 3 results are significantly below national** particularly in maths and science.
- We have been successful in **driving down the number of schools below the GCSE threshold of 30% 5+ A* - C grades** (including English and maths) from 6 in 2003 to 1 in 2009. We need to ensure that no schools are below that threshold and continue to improve attainment at GCSE.

- There are **too many pupils who leave school with no GCSE qualifications** at all.
- The **attainment of many minority ethnic groups has been improving** at all key stages. The gap, however, between Black Caribbean, Black African, Kurdish, Turkish and Other White pupils with their White British peers is still too wide and needs to be a constant focus.
- **The attainment gap between pupils eligible/not eligible for free school meals** is similar to national at KS2 and below national at GCSE. The gaps, however, are still significant and need to be consistently reduced.
- A higher proportion of pupils than nationally say that they **do not have someone to talk to when they are worried about something** (TellUs 3 survey).
- A higher proportion of pupils than nationally say that **they have not participated in any group activity led by an adult outside school lessons** (TellUs 3 survey).
- **The attainment of Looked After Children in Haringey is generally above their national peers**, but remains significantly below the overall levels of Haringey pupils.
- Overall **attainment at Key Stage 5 needs to be improved**, particularly the total average point score for each student.
- There is a need for **Children Centres to target priority groups more effectively** e.g. workless households, lone parents teenage parents and families with children 0-5 years

d) Some may find it harder to make a positive contribution

- There are over 250 care leavers. Care leavers are much less likely to go into higher and further education and much more likely to have health problems, be unemployed or homeless than their peers.
- There are 723 children and young people providing care to members of their family.
- 532 active programmes with the Youth Offending Service

Key Issues:

- Our children and young people, their parents and the Children's Trust are concerned about the **negative portrayal of young people in the media** and the impact this may have on their emotional well-being and their sense of belonging and ownership within their communities.
- There needs to be **greater consistency of practice** across the Council in demonstrating **to young people how they have influenced decisions**.
- We need to **develop strategies** for children and young people who do not engage in mainstream activities.
- As corporate parents, it is essential that we fulfil our responsibilities by developing a range of mechanisms to **listen to the voice of children in care** so that their rights as a child are upheld and their well-being is improved.
- Our young people have identified '**sex and relationships**' as a continuing issue that they wish to see better addressed.
- The 'Tellus Survey' 2008 indicated that, compared to their peers across London, **far fewer Haringey children participated in activities with an adult after school**.
- The Youth Council have identified as a **key priority "improving understanding and unity between different groups of young people."**
- The Tellus Survey indicated that a higher proportion of children and young people than the national average were **worried about crime**.

e) Some may find it harder to achieve economic well being

- 29 Haringey Lower Layer Super Output Areas (LSOAs) (approx 20%) are amongst the 10% most deprived in the country
- Young people aged 16-24 account for 14% of all people in the borough claiming out of work benefits
- There are 6,460 lone parents claiming Income Support, which accounts for 4.1% of the working age population.
- 631 people with dependant children are claiming Job Seekers Allowance.
- 36.4% of children live in families who are in receipt of out of work benefits
- Approximately 7,500 children are homeless and living in Temporary Accommodation.
- 70% of households accepted as being unintentionally homeless and in priority need have dependent child living with them.
- Young people, aged 16 – 24, account for just over a third of the single homeless people living in Temporary Accommodation.

Key Issues:

- **Worklessness** remains a persistent problem in Haringey
- The **recession** is beginning to have a major impact on the labour market - From May 2008 to February 2009 the number of people claiming Job Seekers Allowance in Haringey increased by 1,244 (31.8 per cent). Some 42 per cent of this increase can be attributed to young people aged 16-24.
- In the year to June 2008, 66.5 per cent of Haringey's working age population was in employment, lower than both the London and England averages of 70.6 per cent and 74.5 per cent respectively. This **employment rate** ranks Haringey amongst the bottom 10 per cent local authority areas in England.
- Young people aged 16-24 account for 14 per cent of all people in the borough claiming **out of work benefits**.
- **Low skills and low educational attainment** in Haringey are a significant barrier facing young people accessing sustainable employment
- The current economic climate will make it more challenging for young people to access employment opportunities due to **increasing unemployment and falling vacancies**.
- The recession will cause a rise in the number of **children living in poverty**.
- There are 54,000 children in Haringey of which 43,500 belong to a **family in receipt of Tax Credits**. 37% of children in Haringey belong to a family which receives Child Tax Credit where the claimant is Out of Work. A further 36% belong to a family receiving more than the basic rate of Child Tax Credit, meaning that someone in the family is working, but has a low income. This is a clear indication of poverty in Haringey, as these families are unable to fully support themselves.
- There is a need to **address child care issues** in the borough.
- There is a large **unmet demand for cycling at Primary School level** with almost 30% of young people in this age range expressing a desire to cycle to school.
- There is a need to **tackle homelessness** and reduce the number of **households in temporary accommodation**.

This page is intentionally left blank



haringey strategic partnership

Meeting: Children's Trust

Date: 19 May 2009

Report Title: Report on Key Stage Two Results

Report of: Director of the Children and Young People's Service

Purpose

To update members of the Children's Trust on work at Key Stage 2 and also to help them to consider how they could further support improvements.

Equalities Implications

A detailed analysis is made of ethnicity, gender and free school meals from the school results data. This enables the service to target support more effectively and to ensure that all groups make good progress.

Recommendations

To note the report on Key Stage 2.

To contact Barbara Breed, Head of Primary Standards with any ideas for further support or approaches to joint working.

For more information contact:

Name: Janette Karklins / Barbara Breed

Title: Deputy Director SSI / Head of Primary Standards

Tel: 020 8489 5048 / 5377

Email: janette.karklins@haringey.gov.uk / Barbara.breed@haringey.gov.uk

Background

- 1 Since 2003 there has been an overall improving trend in Key Stage 2 standards. However, in 2008 the results were disappointing and the percentage of pupils achieving level 4+ at Key stage 2 in English declined slightly from 76% to 75%. Mathematics results also declined slightly from 74% to 72% and science results declined from 84% to 81%. The percentage of schools that achieved the Department for Children, Schools and Families (DCSF) floor target in either English or mathematics was 65%. This means that in 2008 25 of our schools did not reach the floor target in either English or mathematics.

2. The Head of Primary Standards and her team established immediate measures to understand what caused this decline and took action to address it. The decline was all the more disappointing as in 2007 we had been congratulated by the DCSF for the progress we had made at Key Stage 2, and named as a 'top performing' Local Authority over the previous three years. The targets for 2009 nationally are changing and the emphasis will be on attainment in both English and mathematics at Key Stage 2.
3. The information that follows outlines some of the measures that have been taken to provide support to schools.

Universal Support

4. There is a programme of universal support available to all schools. In 2008 it was schools across the borough that experienced declines in standards, although the schools in the west continued to be well above the floor targets.

This universal support consists of:

School Improvement Partner (SIP) Programme

5. Each school has a SIP, who knows the context of the school and Haringey. A SIP manager is in place to coordinate the work, run training programmes and briefings, manage continuous professional development (CPD) and be the conduit for information gathering, brokering of support and sharing of good practice across the Local Authority (LA). SIPs visit the school five times over the academic year with a brief to support and challenge the head teacher and senior leadership team. They also work with governing bodies to support the performance management of the head teacher. It is expected that each SIP report is shared with the governing body and that the governing body acts on recommendations alongside the head teacher and school.

Training for schools from the National Strategies and consultants

6. All training from the National Strategies is funded and we strongly encourage all teachers of focussed year groups to attend. There is also training for head teachers and senior leaders in order to keep abreast of new initiatives. These initiatives include Assessment of Pupil Progress (APP), lesson study, and the new frameworks for maths and English. Universal training for subject leaders is also provided in order to build capacity and expertise in our schools. Subject leaders are supported in moving their subject forward in their schools and leading training in their schools.

Analysis of data

7. All schools are provided with a detailed analysis of data and support to enable them to make the best use of the data sets and tools available to them. The data is analysed and prepared into a comprehensive annual pack of information which is shared with schools and settings. The data gives comparisons over time and analyses the data against a wide range of factors like ethnicity, free school meals, high attainers, low attainers etc. The

analysis of school performance data is used to identify and support any underperforming groups.

Access to training and a comprehensive programme of training and development

8. All schools are able to access a range of training and development provided centrally and also access to a range of programmes of development linked with higher education and future career progression.

Attendance

9. All schools are provided with support through the Education Welfare Service to address absence and to encourage good attendance habits. This is on the basis that children are safest in school but also to ensure

Targeted support Progress Reviews

10. At the end of the autumn term we ask all schools to make predictions for the following summer tests so that we have an informed view of the overall picture and can intervene in schools where there are concerns. This year we held a very well received conference for year 5 and 6 class teachers in order to support them with barriers to progress and share good practice.
11. There is also a programme of **support and challenge** for targeted schools where there have been concerns about standards. These schools meet with the Head of Primary Standards and school improvement managers towards the end of the summer term and an agreed schedule of support and challenge is put into place from the autumn with measurable outcomes agreed. Support with intervention strategies and support for first class teaching is then put into place. Pupil progress is tracked in order to meet the needs of all children and data is analysed to see trends across the schools in terms of gender, free schools meals and ethnic groupings. Twenty five schools are receiving agreed schedules of support and challenge this year.
12. There are subsequent reviews in the autumn and spring term to monitor progress and ensure that appropriate support and intervention is taking place and agree any other support needed. It is important to note that each school is ultimately responsible for its progress.

The main **targeted support and intervention programmes** include:

13. **Communication, Language and Literacy Development Programme** for Early Years and now moving in to Key Stage 1. This will be a universal programme from September 2009. It has been very well received and has made an impact on language acquisition at all levels for the younger children. The first children to have experienced CLLD will be taking Key Stage 1 SATs this year and we are confident that it will have made a difference in terms of achievement at Key Stage 1.
14. **Improving Schools Programme**, including Ethnic Minority Achievement and Black Children's Achievement. This programme supports head teachers and

the senior leadership team with lesson observations, tracking pupil progress, pupil progress reviews with the class teachers, very detailed school improvement planning and support for excellent quality first teaching – class teaching. It also supports schools with scrutinising and reacting to data.

Support from National Strategy materials include

- Consultants supporting with modelling teaching, helping with planning, book scrutinies, staff meetings training.
- Nrich project for Maths which supports maths teaching and learning in a creative way
- Book power for reading
- Science support – particularly in terms of problem solving and investigation

Support for leadership

15. We give support to all new head teachers in terms of leadership and management and mentoring and each new head teacher is assigned a mentor who is a serving head teacher in the LA. The SIP manager also works with new and inexperienced HTs supporting them with self evaluation, and Ofsted preparation. She is also available to any head teacher who needs advice or an opportunity to discuss issues and concerns.

New developments

16. We have introduced **one to one tuition** for children in year 6 to support them with maths. This started in January 2009 – 205 pupils are receiving this support. One to one tuition for writing started in February 2009. After May this tuition will be for year 5 pupils and from September 2009 there will be opportunities for pupils in Key Stage 2 to access 10 hours one to one tuition in order to fill gaps in their learning either mathematics or English.
17. We work closely with **City Challenge** and eleven of our targeted schools are benefiting from focussed support in working together to support sustained improvement. One school is a Key to Success school being supported by a successful school in Hackney.
18. At present we are exploring capacity building approaches in our schools so that schools are more able to be self sustaining. We will be working with clusters of schools with similar issues supporting them to explore and embed solutions. These will then be shared across the LA.
19. We also work with schools in encouraging them to improve **parental participation** and run training sessions for parents and updates for parents and governors.
20. Running alongside all of these developments we are supporting schools in planning an engaging, creative, **relevant curriculum** so that children are stimulated and enthusiastic about their learning.

Conclusion

- 20 It can be seen from the summary of activities outlined above that we have a proactive approach to improving standards. We are always keen to work with partners and to hear of ideas they may have for further improvement or partnership approaches.

Appendices

21. If colleagues would like to have a copy of the full analyses of school performance data this can be provided by contacting Avi Becker. Please email avi.becker@haringey.gov.uk

This page is intentionally left blank



Meeting: Children's Trust

Date: 19 May 2009

Report Title: Addressing National Indicator 113: Prevalence of Chlamydia

Report of: NHS Haringey

Summary

At the last meeting the Children's Trust had a discussion on Chlamydia. Previously there had been a presentation on the same topic to last November's HSP meeting. As a follow up to these two events the Trust requested a progress report on the actions that had put forward at the HSP meeting. Attached is an update on those actions

The target for 2008/09 was for 15% (4,390 people) of the resident population aged 15-24 to accept a test or screen for Chlamydia. The performance for 2008/09 just exceeded this with 15.6% (4,575 people) of the resident population aged 15-24 accepting a test or screen for Chlamydia.

Recommendations

That the Children's Trust note the report

Financial/Legal Comments

N/A.

For more information contact:

Name: Patricia Walker
 Title: Policy and Partnerships Manager
 Tel: 020 8489 4694
 Email address: patricia.walker@haringey.gov.uk

Chlamydia: Progress report on actions arising from HSP meeting November 2008

Action 1: It was noted that young men in the category were particularly difficult to target and there was agreement that the Partnership needed to identify new ways of reaching this group.

The local Chlamydia Screening Programme has used the posters and video commissioned from Exposure to target this group as part of a six week media campaign from mid February to the end of March 2009.

Action 2: It was suggested that facilities used by young men such as gyms, barbers and leisure centres should be used to promote Chlamydia testing and general awareness of sexual health.

The community group EECUK were commissioned (by the local authority) to work in leisure centres. The group expanded their outreach work to the Sunday league football teams.

Action 3: There was agreement that flyers and leaflets promoting Chlamydia testing should be distributed to the relevant partners and that partners should ensure that these were available at any relevant event or place.

The local Chlamydia Screening Programme sent promotional materials to Board members.

Action 4: It was noted that the PCT had created a dedicated website to promote and provide details of Chlamydia testing and it was agreed that details of this should be circulated to Partners.

The materials referred to above contained details of the website.

Action 5: That the Partnership should improve the 'marketing' of Chlamydia testing and raise awareness amongst the community generally.

The PCT commissioned Corporate Culture to undertake a piece of social marketing. The results will be presented to the PCT this week and the findings will be incorporated into the 2009/10 plan.

Action 6: It was suggested that representatives from each organisation should be trained to act as a contact point for cascading information on Chlamydia.

This is to be part of the 2009/10 plan.

Action 7: That ways of better utilising social networking sites and use of texting should be considered.

The advert developed for the cinema campaign is on YouTube: <http://www.youtube.com/watch?v=r3eNlSk5fb0>. The local Chlamydia Screening Programme will incorporate the findings from the social marketing work into the 2009/10 plan. This is still under development

Action 8: There was agreement that schools had a key role to play in raising awareness of sexual health and Chlamydia amongst young people. Rather than addressing the issue of Chlamydia in isolation, work should be carried out with schools to mainstream this within the existing curriculum.

During the spring term a discussion held at the secondary Head teachers' forum and a short briefing note distributed to all secondary Head teachers.

Action 9: That there should be analysis of the number of young people who were tested for Chlamydia outside the Borough and where these tests were being conducted.

The National Chlamydia Screening Programme system for attributing screens/tests on Haringey residents undertaken outside the borough is well established. The local Chlamydia Screening Programme will undertake this analysis now that the final 2008/09 data has been sent to the Health Protection Agency.

Action 10: That Haringey People should be used to publicise Chlamydia testing and to raise awareness of sexual health issues.

Chlamydia has been promoted twice in Haringey People, once as a full page advertisement and once as a 'day in the life' article.

s:\cs\dir\allf\delivery and performance\cypsp\supporting material\2009\may\chlamydia.doc

This page is intentionally left blank



haringey strategic partnership

Meeting: Children's Trust

Date: 19 May 2009

Report Title: Quarter Four Performance Monitoring

Report of: Director of the Children & Young People's Service

Summary

The report provides information on the 2008/09 quarter four performance report for the children and young people's scorecard.

Recommendations

That the Children's Trust note and comment on the latest quarter's data.

Financial/Legal Comments

N/A.

For more information contact:

Name: Patricia Walker
 Title: Policy & Partnerships Officer
 Tel: 020 8489 4694
 Email address: patricia.walker@haringey.gov.uk

Introduction

As mentioned in the last report to the Children's Trust a new computer based system has been introduced in Haringey, which is producing the LAA scorecard data and exception reports. In consequence the format of the quarterly scorecard has changed, and it now looks different from previous quarters' reports.

The new score card has been organised under the five Every Child Matters Outcomes, with a final section on the cross cutting indicators. Within each section indicators from the national data set are listed numerically followed by the local targets.

For reference during the transition to the new computer based system a copy of the old scorecard format, with quarter four data as far as possible, has been included in this quarter's report.

Quarter Four Data

Attached at Appendix 1 is the quarter four score card and exception reports for teenage pregnancy, early years achievement, science at Key Stage 3 and children travelling to school.

Point to note include:

- NI 112 Teenage Conceptions: although the national indicator is expressed as the numbers of conceptions per 1,000 girls aged 15-17 the targets in the new score card show the percentage reduction needed to meet the target. The values show the percentage increase or decrease.
- NI 113: the Children's Trust will recall that a session at April's meeting was devoted to a discussion on current work in relation to Chlamydia. An additional briefing is available at today's meeting.
- NI 72 – NI 101: targets and values for education data refer to the exam and Key Stage targets and results for the summer of 2008 (the end of the September 2007-August 2008 academic year). Some indicators under Enjoy and Achieve were new to the national indicator set last year and so Government did not set any targets as they had no previous information to work from. These indicators have no traffic light assessment. The Government has announced that it is ending Key Stage 3 tests. Consequently national indicators that depend on results from KS3 will be withdrawn from the data set in 2009/10.
- NI 116: data for this target comes from DWP and is not currently available. The target has been frozen and will be reviewed at the end of 2009.
- exception reports are provided for the Children's Trust indicators which have a red traffic light. Cross cutting indicators are led by other boards or the HSP itself, so their exception reports are submitted to the other relevant theme board.

Future developments

At the last meeting there was a report on the monitoring of information that fell outside the Local Area Agreement. It was agreed that the new Children's Trust Executive Performance Group should undertake this monitoring. This group has not met yet so there is no report available today on non LAA information.

Children and Young People scorecard

APPENDIX 1

Generated on: 27 April 2009

Sort	Short Name	Q1 2008/09		Q2 2008/09		Q3 2008/09		Q4 2008/09		2008/09		Traffic Light Icon	Long Term Trend Arrow	Latest Note
		Value	Target	Value	Target	Value	Target	Value	Target	Value	Target			
BE HEALTHY														
NI 51	Effectiveness of child and adolescent mental health (CAMHS) services	Not measured for Quarters												
NI 53a	Prevalence of breast-feeding at 6-8 wks from birth - Percentage of infants being breastfed at 6-8 weeks	62.50%	50%	10.50%	50%	13.50%	50%	66.81%	50%	13	13			Four elements of CAMHS (learning difficulties, 24 hour cover urgent mental health, services for 16 and 17 years old, early identification and intervention) are scored on a scale of 1-4, maximum overall score is 16.
NI 53b	Prevalence of breast-feeding at 6-8 wks from birth - Percentage of infants for whom breastfeeding status is recorded	87.85%	85%	20.85%	85%	18.85%	85%	87.43%	85%	87.43%	85%			There is a large drop from Q1 to Q2 & 3. This is because the way data was collected had to change in Quarter 2 & 3. A new method of data collection was successfully implemented in Q4
NI 56(x)	Obesity in primary school age children in Year 6: Line 10	Not measured for Quarters												
NI 112 [BV197]	Rate of under-18 conceptions (per 1000 girls aged 15-17 as compared with the 1998 baseline rate)	0.35%	5.3%	32.6%	5.3%	6.45%	5.3%	14.4%	5.3%	12.4%	5.3%			There is a large drop from Q1 to Q2 & 3. This is because the way data was collected had to change in Quarter 2 & 3. A new method of data collection was successfully implemented in Q4.
NI 113a	Prevalence of Chlamydia in under 25 year olds - Part 1 - Chlamydia screens/tests	3.50%	15.0%	4.1%	15.0%	7.8%	15.0%	15.1%	15.0%	15.61%	15.0%			Annual figure collected in June 2008. See exception report.







Sort	Short Name	Q1 2008/09		Q2 2008/09		Q3 2008/09		Q4 2008/09		2008/09		Traffic Light Icon	Long Term Trend Arrow	Latest Note
		Value	Target	Value	Target	Value	Target	Value	Target	Value	Target			
NI 126	Early Access for Women to Maternity Services	44.0%	50.0%	49.8%	50.0%	60.5%	50.0%	53.39%	50.0%	53.39%	50.0%			
LAA stretch [L0004]	Number of schools achieving Healthy School Status (2007 - 2010 stretch target) Increase in % of children immunised at 2 nd birthday	68%	75%	69%	75%	76%	75%	76%	75%	76%	75%			The data being analysed and validated.
STAY SAFE														
NI 60	Percentage of core assessments for children's social care that were carried out within 35 working days of their commencement	85%	86%	74%	86%	62%	86%							Following on from the recent Joint Area Review the Council is working with NHS Haringey & the Borough Commander to develop & improve services to support children & young people locally. We are focusing on the quality of practice, performance management, supervision, effective leadership & management oversight. The Community Strategy progress report reaffirms our commitment to 'safeguard children & adults from abuse & neglect wherever possible & deal with it appropriately & effectively if it does occur'. Our Local Area Agreement is being refreshed to reflect this commitment with the inclusion of additional safeguarding indicators from the national dataset & these will be incorporated into the scorecard as from Q1 of 2009/10.

Sort	Short Name	Q1 2008/09		Q2 2008/09		Q3 2008/09		Q4 2008/09		2008/09		Traffic Light Icon	Long Term Trend Arrow	Latest Note
		Value	Target	Value	Target	Value	Target	Value	Target	Value	Target			
NI 111	First time entrants to the Youth Justice System aged 10-17	567	592	1006	1184	1579	1775		2366		2367			
NI 135	Carers receiving needs assessment or review and a specific carer's service, or advice and information	21.0 %	14.2 %	23.0 %	14.2 %	21.0 %	14.2 %	21.7 %	14.2 %	21.7 %	14.2 %			Final end of year figure is subject to validation and will be confirmed end of May 09.
LAA Local [L0123a]	Victim Support Services for children & young people - No. of 1:1 appointments	Not measured for Quarters												
LAA Local [L0123b]	Victim Support Services for children & young people - workshops delivered	Not measured for Quarters												
LAA Local [L0123c]	Victim Support Services for children & young people - Drop in sessions	Not measured for Quarters												
LAA Local [L0123d]	Victim Support Services for children & young people - Questionnaire (feeling safer or more confident): 100%	Not measured for Quarters												
ENJOY & ACHIEVE														
NI 72	Achievement of at least 78 points across the Early Years Foundation Stage with at least 6 in each of the scales in Personal Social and Emotional Development and Communication, Language and Literacy	Not measured for Quarters												This is an improving trend. Information for values and targets refers to the academic year September 2007-August 2008. Target for 2008/09 is 48%
NI 73	Achievement at level 4 or above in both English and Maths at Key Stage 2	Not measured for Quarters												Information for values refers to the academic year September 2007-August 2008. There was no target





Sort	Short Name	Q1 2008/09				Q2 2008/09				Q3 2008/09				Q4 2008/09				2008/09		Traffic Light Icon	Long Term Trend Arrow	Latest Note
		Value	Target	Value	Target	Value	Target	Value	Target	Value	Target	Value	Target	Value	Target	Value	Target					
NI 74	Achievement at level 5 or above in both English and Maths at Key Stage 3	Not measured	Not measured	Not measured	Not measured	Not measured	Not measured	Not measured	Not measured	Not measured	Not measured	Not measured	Not measured	Not measured	Not measured	Not measured	62.0 %	61.0 %			for 07-08 as this was a new indicator. Target for 2008/09 is 75% On 14 October the Secretary of State announced that he was ending schools' requirement to run National Curriculum tests at the end of Key Stage 3, therefore GOL confirmed deletion of this indicator. Information for values and targets refers to the academic year September 2007-August 2008.	
NI 75	Achievement of 5 or more A*- C grades at GCSE or equivalent including English and Maths	Not measured	Not measured	Not measured	Not measured	Not measured	Not measured	Not measured	Not measured	Not measured	Not measured	Not measured	Not measured	Not measured	Not measured	Not measured	42.0 %	44% (2008)			This is a strong positive trend that is increasing at twice the national rate since 2002. Information for values and targets refers to the academic year September 2007-August 2008. Target for 2008/09 is 50%.	
NI 83 [BV181c]	Achievement at Level 5 or above in Science at Key Stage 3	Not measured	Not measured	Not measured	Not measured	Not measured	Not measured	Not measured	Not measured	Not measured	Not measured	Not measured	Not measured	Not measured	Not measured	Not measured	60.0 %	65.0 %			On 14 October the Secretary of State announced that he was ending schools' requirement to run National Curriculum tests at the end of Key Stage 3, therefore GOL confirmed deletion of this indicator.	
NI 87	Secondary school persistent absence rate	Not measured	Not measured	Not measured	Not measured	Not measured	Not measured	Not measured	Not measured	Not measured	Not measured	Not measured	Not measured	Not measured	Not measured	Not measured	6.4%	6.3%			This is provisional data from DCSF based on Autumn and Spring terms. There was no target for 2008 as this was a new indicator	
NI 92	Narrowing the gap between the lowest achieving 20% in the Early Years Foundation Stage Profile and the rest	Not measured	Not measured	Not measured	Not measured	Not measured	Not measured	Not measured	Not measured	Not measured	Not measured	Not measured	Not measured	Not measured	Not measured	Not measured	38.1 %	34.5 % (2008)			Gap has been reduced by 0.8% from last year. Information for values and targets refers to the academic year September 2007-August 2008. Target for 08-09 is 33.4%.	

Sort	Short Name	Q1 2008/09				Q2 2008/09				Q3 2008/09				Q4 2008/09				2008/09		Traffic Light Icon	Long Term Trend Arrow	Latest Note
		Value	Target	Value	Target	Value	Target	Value	Target	Value	Target	Value	Target	Value	Target	Value	Target					
NI 93	Progression by 2 levels in English between Key Stage 1 and Key Stage 2	Not measured for Quarters				Not measured for Quarters				Not measured for Quarters				Not measured for Quarters				81.0 %				This figure is an estimate based on incomplete data. There have been national issues with the marking and checking process. Information for values refers to the academic year September 2007-August 2008. There was no 2008 target as this was a new indicator. Target for 08-09 is 90%.
NI 94	Progression by 2 levels in Maths between Key Stage 1 and Key Stage 2	Not measured for Quarters				Not measured for Quarters				Not measured for Quarters				Not measured for Quarters				73.0 %				This figure is an estimate based on incomplete data. There have been national issues with the marking and checking process and the confirmed. Information for values refers to the academic year September 2007-August 2008. There was no 2008 target as this was a new indicator. Target for 08-09 is 86%.
NI 95	Progression by 2 levels in English between Key Stage 2 and Key Stage 3	Not measured for Quarters				Not measured for Quarters				Not measured for Quarters				Not measured for Quarters								On 14 October the Secretary of State announced that he was ending schools' requirement to run National Curriculum tests at the end of Key Stage 3, therefore GOL confirmed deletion of this indicator. Information for values and targets refers to the academic year September 2007-August 2008. There was no 2008 target as this was a new indicator.
NI 96	Progression by 2 levels in Maths between Key Stage 2 and Key Stage 3	Not measured for Quarters				Not measured for Quarters				Not measured for Quarters				Not measured for Quarters								On 14 October the Secretary of State announced that he was ending schools' requirement to run National Curriculum tests at the end

Sort	Short Name	Q1 2008/09				Q2 2008/09				Q3 2008/09				Q4 2008/09				2008/09		Traffic Light Icon	Long Term Trend Arrow	Latest Note
		Value	Target	Value	Target	Value	Target	Value	Target	Value	Target	Value	Target	Value	Target	Value	Target					
NI 97	Progression by 2 levels in English between Key Stage 3 and Key Stage 4	Not measured for Quarters				Not measured for Quarters				Not measured for Quarters				Not measured for Quarters				59.0 %	Target			of Key Stage 3, therefore GOL confirmed deletion of this indicator. Information for values refers to the academic year September 2007-August 2008. There was no 2008 target as this was a new indicator. On 14 October the Secretary of State announced that he was ending schools' requirement to run National Curriculum tests at the end of Key Stage 3, therefore GOL confirmed deletion of this indicator. Information for values refers to the academic year September 2007-August 2008. There was no 2008 target as this was a new indicator.
NI 98	Progression by 2 levels in Maths between Key Stage 3 and Key Stage 4	Not measured for Quarters				Not measured for Quarters				Not measured for Quarters				Not measured for Quarters				38.5 %	Target			On 14 October the Secretary of State announced that he was ending schools' requirement to run National Curriculum tests at the end of Key Stage 3, therefore GOL confirmed deletion of this indicator. Information for values refers to the academic year September 2007-August 2008. There was no 2008 target as this was a new indicator.
NI 99	Looked after children reaching level 4 in English at Key Stage 2	Not measured for Quarters				Not measured for Quarters				Not measured for Quarters				Not measured for Quarters				57.9 %	48% (2008)			Information for values and targets refers to the academic year September 2007-August 2008. Target for 08-09 is 43.75%.
NI 100	Looked after children reaching level 4 in mathematics at Key Stage 2	Not measured for Quarters				Not measured for Quarters				Not measured for Quarters				Not measured for Quarters				72.0 %	48% (2008)			Information for values and targets refers to the academic year September 2007-August 2008.

Sort	Short Name	Q1 2008/09		Q2 2008/09		Q3 2008/09		Q4 2008/09		2008/09		Traffic Light Icon	Long Term Trend Arrow	Latest Note
		Value	Target	Value	Target	Value	Target	Value	Target	Value	Target			
NI 101	Looked after children achieving 5 A*-C GCSEs (or equivalent) at Key Stage 4 (including English and mathematics)	Not measured for Quarters	Not measured for Quarters	Not measured for Quarters	Not measured for Quarters	Not measured for Quarters	Not measured for Quarters	Not measured for Quarters	Not measured for Quarters	17.5 %	11% (2008)			Target for 2008/09 is 43.75%. Information for values and targets refers to the academic year September 2007-August 2008. Target for 2008/09 is 30.9%
NI 198a(i)	Children travelling to school – mode of transport usually used - 5-10 years - cars (including vans and taxis, even if a taxi is carrying more than one child)	Not measured for Quarters	Not measured for Quarters	Not measured for Quarters	Not measured for Quarters	Not measured for Quarters	Not measured for Quarters	Not measured for Quarters	Not measured for Quarters	20.0 %	19.5 %			Data reported here is from the Haringey School Census provided by Children and Young Peoples Service. TfL will report data for this indicator to the Audit Commission using School Census figures provided to them by DfT. TfL are still in discussion with DfT about reporting arrangements. The School Travel Plan will undertake targeted work with schools over the coming months to increase the numbers of pupils using sustainable modes of transport to travel to school.
NI 198b(i)	Children travelling to school – mode of transport usually used - 11-16 years - cars (including vans and taxis, even if a taxi is carrying more than one child)	Not measured for Quarters	Not measured for Quarters	Not measured for Quarters	Not measured for Quarters	Not measured for Quarters	Not measured for Quarters	Not measured for Quarters	Not measured for Quarters	5.4 %	4.8 %			Data reported here is from the Haringey School Census provided by Children and Young Peoples Service. TfL will report data for this indicator to the Audit Commission using School Census figures provided to them by DfT. TfL are still in discussion with DfT about reporting arrangements. The School Travel Plan will undertake targeted work with schools over the coming months to increase the numbers of pupils using sustainable modes of transport to travel to school.




Sort	Short Name	Q1 2008/09				Q2 2008/09				Q3 2008/09				Q4 2008/09				2008/09		Traffic Light Icon	Long Term Trend Arrow	Latest Note
		Value	Target	Value	Target	Value	Target	Value	Target	Value	Target	Value	Target	Value	Target	Value	Target					
ACHIEVE ECONOMIC WELL BEING																						
NI 79	Achievement of a Level 2 qualification by the age of 19	Not measured for Quarters				Not measured for Quarters				74%				68.0 %				Annual collection. Data collected from a number of different sources.				
NI 116	Proportion of children in poverty	Not measured for Quarters				Not measured for Quarters				34.5 %				34.5 %				Frozen target to be reassessed at year 2 refresh.				
NI 117	16 to 18 year olds who are not in education, employment or training (NEET) (2007-2010 stretch target)	11.0 %	11.0 %	11.0 %	11.0 %	8.8 %	8.8 %	11.0 %	11.0 %	6.9 %	6.9 %	6.8 %	6.8 %	11.0 %								
OTHER CROSS CUTTING INDICATORS																						
NI 1	% of people who believe people from different backgrounds get on well together in their local area	Not measured for Quarters				Not measured for Quarters				75.7 %				81 %				Place Survey provisional result is 75.7% pending on confirmation from the Audit Commission.				
NI 4 [QoL23]	% of people who feel they can influence decisions in their locality	Not measured for Quarters				Not measured for Quarters				40.5 %				43 %				Place Survey provisional result is 40.5% pending on confirmation from the Audit Commission.				
NI 6	% of people who take part in formal volunteering at least once a month.	Not measured for Quarters				Not measured for Quarters				20.7 %								No target was set for 2008/09. Place Survey provisional result is 20.7% pending on confirmation from the Audit Commission, this performance will act as baseline for future years.				
NI 7	Environment for a thriving third sector	Not measured for Quarters				Not measured for Quarters				18.9 %								No target was set for 2008/09, this performance will act as baseline for future years. Targets for 2009/10 and 2010/11 are now set.				
NI 8	Adult participation in sport and active recreation (2007-2010 stretch target)	Not measured for Quarters				Not measured for Quarters				20.2 %				22.9 %				See exception report.				
NI 35	Building resilience to violent extremism	Not measured for Quarters				Not measured for Quarters				1				2				Plans are on target. An officer's steering group is in place.				








Sort	Short Name	Q1 2008/09		Q2 2008/09		Q3 2008/09		Q4 2008/09		2008/09		Traffic Light Icon	Long Term Trend Arrow	Latest Note
		Value	Target	Value	Target	Value	Target	Value	Target	Value	Target			
NI 123	Number of people per 100,000 population aged 16 or over who declare that they have given up smoking for over 4 weeks	184	50	352	302	425	591	944	961	943			Community organisations are commissioned to deliver engagement for women and youth and further education and capacity building. A consultation is planned for quarter 3 and the action plan will be in first draft early in quarter 4. The target is profiled with 50% of quitters expected in Q4. The service hired Street PR who have completed a comprehensive two week exercise recruiting smokers who wish to quit into the service. We also had 3 DOH face to face promotional events in the borough during late Feb & early March, recruiting smokers, mainly into level 2 services (i.e. pharmacy based services). Started an initiative with local GP's & have checked their lists for current smokers, we are then writing to these smokers & offering them a place in a stop smoking clinic to be held at their GP surgery. We have hired a bus for National No Smoking Day & are doing promotional events across the borough (including Wood Green High Road, Conel and Crouch End) to recruit smokers & promote the service. There is a significant risk in qtr 4 & this target is vulnerable. Place survey result is 60.4%.	
NI 140	Fair treatment by local services	Not measured for Quarters		60.4 %		62.6 %								







Sort	Short Name	Q1 2008/09		Q2 2008/09		Q3 2008/09		Q4 2008/09		2008/09		Traffic Light Icon	Long Term Trend Arrow	Latest Note
		Value	Target	Value	Target	Value	Target	Value	Target	Value	Target			
NI 175	Access to services and facilities by public transport, walking and cycling													TfL data still not available. A meeting with TfL was held on 07 April and it was suggested to adopt a measure of access to schools & to GP surgeries subject to Lead Member's approval. Once this is approved, we will be able to set targets for this indicator.

s:\cs\dir\alf\delivery and performance\cypsp\supporting material\2009\may\cyp scorecard from covalent final.doc





Quarterly Performance Review - 2008/09						Quarter 4
Outcome 1 – Be Healthy			Outcome 2 – Stay Safe			
Outcome 3 – Enjoy and Achieve			Outcome 4 – Making a Positive Contribution			
Outcome 5 – Achieve Economic Well-being						
Note: Education targets are those for academic year 2007/08 i.e. for exams & KS results summer 2008.						
07/08	08/09	Quarter 1	Quarter 2	Quarter 3	Quarter 4	YTD Progress
Children and Young People						
	NI 51	Effectiveness of child and adolescent mental health (CAMHS) services				LAA
	Target	13				Lead
	Comment	Four elements of CAMHS (learning difficulties, 24 hour cover urgent mental health, services for 16 and 17 year olds, early identification and intervention) are scored on a scale of 1-4, maximum overall score is 16.				↑
13		Green	Green	Green	Green	Green
		13	13	13	13	13
	NI 53	Prevalence of breastfeeding at 6-8 weeks from birth				LAA Local
	Target	1) 50% of infants being breastfed at 6-8 weeks 2) 85% of infants for whom breastfeeding is recorded				Lead
	Comment	New indicator. 1) = Percentage of infants being breastfed at 6-8 weeks 2) = Percentage of infants for whom breastfeeding status is recorded There is a large drop from Q1 to Q2 & 3. This is because the way data was collected had to change in Quarter 2 & 3. A new method of data collection was successfully implemented in Q4				↑
90.4%		Green	Green	Amber		Green
		1) 62%	1) 10.5%	1) 13.2%		1) 66.8%
		2) 87.6%	2) 20%	2) 18%		2) 87.43%
	NI 56	Obesity among primary school age children in Year 6				LAA
	Target	24%				Lead
	Comment	Provisional figures for 2007/08 outturn suggest a 90% coverage and obesity rates of 10.6% for reception year and 24% for year 6. This is annually collected.				↑
new target				Green	Green	Green
				23.0%	23.0%	23.0%
	NI 112	Under 18 conception rate				LAA
	Target	59 per 1000				Lead
	Comment	Information now reported in score card as the percentage above or below target. Rather than actual rate per 1000 girls aged 15-17. See exception report for latest rate per				↓
62.5% (2007 quarter 1)		Amber	Red	Red		Red
		62.5	82.6	66.3%		66.3%
	NI 113	Prevalence of Chlamydia in under 20 year olds				LAA
	Target	15% screened or tested				Lead
	Comment	This figure is cumulative. The target is to screen 15% of the population aged 15 to 24. An action plan is in place to address performance in this area.				↑
3.3 (3rd quarter 07/08)%		Red	Red	Red	Green	Green
		3.5%	4.1%	7.8%	15.1%	15.6%
	NI 126	Early access for women to maternity services				LAA
	Target	50%				Lead
	Comment	New indicator.				↑
		Amber	Amber	Green	Green	Green

07/08	08/09	Quarter 1	Quarter 2	Quarter 3	Quarter 4	YTD Progress
TBC		44.0%	49.8%	60.5%	53.4%	53.4%
<i>Stretch target</i>	Number of schools achieving healthy schools status					LAA Local
	<i>Target</i>	75%				Lead
	<i>Comment</i>					
		Amber	Amber	Green	Green	Green
66.0%		68.0%	69.0%	76.0%	76.0%	76.0%
	Increase in the % of children immunised by 2nd birthday (MMR)					LAA Local
	<i>Target</i>	80%				Lead
	<i>Comment</i>	First release of data being analysed and validated. Low confidence in 07/08 figures due to child health information system issues.				
82% 06/07, 55% 07/08						
SN = 79	NI 60	Core assessments for children's social care that were carried out within 35				LAA
	<i>Target</i>	86%				Lead
	<i>Comment</i>	Following on from the recent Joint Area Review the Council is working with NHS Haringey & the Borough Commander to develop & improve services to support children and young people locally. We are focusing on the quality of practice, performance management, supervision, effective leadership & management oversight. The Community Strategy progress report reaffirms our commitment to 'safeguard children & adults from abuse & neglect wherever possible & deal with it appropriately & effectively if it does occur'. Our Local Area Agreement is being refreshed to reflect this commitment with the inclusion of additional safeguarding indicators from the national dataset & these will be incorporated into the scorecard as from Q1 of 2009/10.				
84.0%						
	NI 111	First time entrants to the Youth Justice System aged 10 – 17				LAA Cross
	<i>Target</i>	Direction of travel compared to same quarter last year (2367)				Cutting
	<i>Comment</i>					
		Green	Green	Green		
Baseline 2006 = 450, 2007 = 373		567	1006	1579		
	<i>Target</i>	Victim Support services for children and young people				LAA Cross
	<i>Comment</i>	The direction of travel for Victim Support outcomes has been good. This indicator now has new targets for four separate measures which are being reported on via the Covalent performance system.				Cutting
	<i>Comment</i>	Lead Board Safer Communities				
Baseline 1403 (07/08)						
	NI 72	Achievement of at least 78 points across the Early Years Foundation Stage with at least 6 in each of the scales in Personal Social and Emotional Development and Communication, Language and Literacy				DCSF
	<i>Target</i>	46.1% (target for 07/08 academic year)				Mandatory
	<i>Comment</i>	This is an improving trend. Information for values and targets refers to the academic year September 2007-August 2008. Target for 2008/09 is 48%				
						Red

	07/08	08/09	Quarter 1	Quarter 2	Quarter 3	Quarter 4	YTD Progress
	41.2%						43.0%
		NI 73	Achievement at level 4 or above in both English and Maths at Key Stage 2 (Threshold)				DCSF Mandatory
		<i>Target</i>					
		<i>Comment</i>	Information for values refers to the academic year September 2007-August 2008. There was no target for 07-08 as this was a new indicator. Target for 2008/09 is 75%				
	67.0%						66.0%
		NI 74	Achievement at level 5 or above in both English and Maths at Key Stage 3 (Threshold)				DCSF Mandatory
		<i>Target</i>	61% (target for 07/08 academic year)				
		<i>Comment</i>	Indicator dependent on KS3 data, so will be deleted from national indicator set in 2009/10				
	58.0%						Green 62.0%
		NI 75	Achievement of 5 or more A*-C grades at GCSE or equivalent including English and Maths (Threshold)				DCSF Mandatory
		<i>Target</i>	44% (target for 07/08 academic year)				
		<i>Comment</i>	This is a strong positive trend that is increasing at twice the national rate since 2002				
	37.0%						Amber 42.0%
		NI 83	Achievement at level 5 or above in Science at Key Stage 3				DCSF Mandatory
		<i>Target</i>	65% (target for 07/08 academic year)				
		<i>Comment</i>	Indicator dependent on KS3 data, so will be deleted from national indicator set in 2009/10				
	61.0%						Red 60.0%
		NI 87	Secondary school persistent absence rate				DCSF Mandatory
		<i>Target</i>	6.3%				
		<i>Comment</i>	This is provisional data from DCSF based on Autumn and Spring terms.				
	7.0%			Green 6.4%			Amber 6.4%
		NI 92	Narrowing the gap between the lowest achieving 20% in the Early Years Foundation Stage Profile				DCSF Mandatory
		<i>Target</i>	34.5% (target for 07/08 academic year)				
		<i>Comment</i>	Gap has been reduced by 0.8% from last year. This is a very challenging target.				
	38.9%						Red 38.1%
		NI 93	Progression by 2 levels in English between Key Stage 1 and Key Stage 2				DCSF Mandatory
		<i>Target</i>	New indicator, no target (target for 08/09 academic year is 90%)				
		<i>Comment</i>	Figure is an estimate based on incomplete data. There have been national issues with the marking and checking process.				
	84.8%						Red 81.0%
		NI 94	Progression by 2 levels in Maths between Key Stage 1 and Key Stage 2				DCSF Mandatory
		<i>Target</i>	New indicator, no target (target for 08/09 academic year is 86%)				

07/08	08/09	Quarter 1	Quarter 2	Quarter 3	Quarter 4	YTD Progress
	Comment	Figure is an estimate based on incomplete data. There have been national issues with the marking and checking process.				
75.0%						Red 73.0%
	NI 95	Progression by 2 levels in English between Key Stage 2 and Key Stage 3				DCSF Mandatory
	Target	New indicator, no target				
	Comment	Data supplied has proved too incomplete to use. Indicator dependent on KS3 data, so will be deleted from national indicator set in 2009/10				
36.0%						
	NI 96	Progression by 2 levels in Maths between Key Stage 2 and Key Stage 3				DCSF Mandatory
	Target	New indicator, no target				
	Comment	Data supplied has proved too incomplete to use. See comments for NI 93. Indicator dependent on KS3 data, so will be deleted from national indicator set in 2009/10				
55.0%						
	NI 97	Progression by 2 levels in English between Key Stage 3 and Key Stage 4				DCSF Mandatory
	Target	New indicator, no target				
	Comment	Provisional data. Indicator dependent on KS3 data, so will be deleted from national indicator set in 2009/10				
55.5%						Green 59.0%
	NI 98	Progression by 2 levels in Maths between Key Stage 3 and Key Stage 4				DCSF Mandatory
	Target	New indicator, no target				
	Comment	Provisional data. Indicator dependent on KS3 data, so will be deleted from national indicator set in 2009/10				
36.4%						Green 38.5%
	NI 99	Children in care reaching level 4 in English at Key Stage 2				DCSF Mandatory
	Target	48%(target for 07/08 academic year)				
	Comment					
52.0%						Green 58.0%
	NI 100	Children in care reaching level 4 in Maths at Key Stage 2				DCSF Mandatory
	Target	48%(target for 07/08 academic year)				
	Comment					
43.0%						Green 72.0%
	NI 101	Children in care achieving 5 A*-C GCSEs (or equivalent) at Key Stage 4 (including English and Maths)				DCSF Mandatory
	Target	11% (target for 07/08 academic year)				
	Comment					
13.0%						Green 17.5%
	NI 198	Children aged 5-10 travelling to school – mode of travel usually used [cars]				LAA Local

07/08	08/09	Quarter 1	Quarter 2	Quarter 3	Quarter 4	YTD Progress																				
	<i>Target</i> Primary 19.5%					Lead																				
	<i>Comment</i> Annual collection.					↑																				
Primary 20.8%						Primary 20%																				
	NI 198 Children aged 11-16 travelling to school – mode of travel usually used [cars]					LAA Local Lead																				
	<i>Target</i> Secondary 4.8%					↓																				
	<i>Comment</i> Annual collection.					Red																				
Secondary 4.85%						Secondary 5.4%																				
<i>Stretch target</i>	NI 79 Achievement of a Level 2 qualification by the age of 19					LAA Lead																				
	<i>Target</i> 68% (target for 07/08 academic year)																									
	<i>Comment</i> Annual collection. Data collected from number of different sources.					↑																				
	<table border="1" style="margin: 10px auto;"> <caption>NI 79 Data</caption> <thead> <tr> <th>Year</th> <th>Haringey (%)</th> <th>London (%)</th> <th>England (%)</th> </tr> </thead> <tbody> <tr> <td>2003/04</td> <td>53</td> <td>66</td> <td>66</td> </tr> <tr> <td>2004/05</td> <td>57</td> <td>69</td> <td>69</td> </tr> <tr> <td>2005/06</td> <td>62</td> <td>71</td> <td>71</td> </tr> <tr> <td>2006/07</td> <td>67</td> <td>74</td> <td>74</td> </tr> </tbody> </table>					Year	Haringey (%)	London (%)	England (%)	2003/04	53	66	66	2004/05	57	69	69	2005/06	62	71	71	2006/07	67	74	74	
Year	Haringey (%)	London (%)	England (%)																							
2003/04	53	66	66																							
2004/05	57	69	69																							
2005/06	62	71	71																							
2006/07	67	74	74																							
66.0%						Green 74%																				
	NI 116 Proportion of children in poverty					LAA Lead																				
	<i>Target</i> 34.5%																									
	<i>Comment</i> This target has been frozen, in agreement with GOL, and will be reassessed at the year two refresh.																									
36.4 (06/07 provisional)%																										
<i>Stretch</i>	NI 117 16 to 18 year olds who are not in education, training or employment (NEET)					LAA Lead																				
	<i>Target</i> 11%					↑																				
	<i>Comment</i>					Green																				
10.4%		Green 8.8%	Green 8.8%	Green 6.8%	Green 6.9%	Green 6.8%																				
OTHER CROSS CUTTING INDICATORS																										
	NI 1 % of people who believe people from different backgrounds get on well together					LAA Cross cutting																				
	<i>Target</i> 81%					↓																				
	<i>Comment</i> Place Survey provisional result pending confirmation from Audit Commission					Red																				
78.0%						75.7%																				
	NI 4 % of people who feel that they can influence decisions in their locality					LAA Cross cutting																				
	<i>Target</i> 43%																									
	<i>Comment</i> Place Survey provisional result pending confirmation from Audit Commission					Red																				
41.0%						40.5%																				
	NI 6 Participation in regular volunteering					LAA Cross cutting																				
	<i>Target</i> No target set. Measured by the Place Survey.																									

07/08	08/09	Quarter 1	Quarter 2	Quarter 3	Quarter 4	YTD Progress
	Comment	Place Survey provisional result pending confirmation from Audit Commission				
						20.7%
	NI 7	Environment for a thriving third sector				LAA Cross cutting
	<i>Target</i>	Targets to be set as part of year 1 refresh, using 2008/0 data as baseline				
	Comment					
						18.9%
	NI 8	Adult participation in sport				LAA Cross Cutting
	<i>Target</i>	22.9% without and 26.9% with stretch				
	Comment	Annual survey. Cabinet received and approved the Sports & Physical Activity Improvement Plan 'Hariactive' in September 2008, outlining a number of existing & planned improvement projects. The Whole 'Hariactive' campaign will be launched in May/June 2009. The 2009/10 (October - September) Active People Survey will inform the LAA target performance assessment.				
22.9% (05/06)					Amber 20.2%	Amber 20.2%
	NI 35	Building resilience to violent extremism				LAA Cross Cutting
	<i>Target</i>	The 2008/09 target is level 2.				
	Comment	Plans are on target. Government guidance has been slower than expected, however an officer's steering group is in place. Community organisations are commissioned to				
Baseline = 1		Amber 1	Amber 1			Red 1
1872 4 week quitters 0607 (not per 100,000)	NI 123	Stop Smoking				LAA Cross Cutting
	<i>Target</i>	1008 per 100,000. 1887 smoking quitters (Q1 50, Q2 302, Q3 591, Q4 944)				
	Comment	The target is profiled with 50% of quitters in expected in Q4. Lead Board Well Being				
		Green 184	Green 352	Green 425		Green 961
14.2%	NI 135	Carers receiving needs assessment or review and a specific carer's service, or				LAA Cross Cutting
	<i>Target</i>	14.2%				
	Comment	Lead Board Well Being				
		Green 21.0%	Green 23.0%	Green 21%	Green 21.7%	Green 21.7%
	NI 140	Fair treatment by local services				LAA Cross cutting
	<i>Target</i>	63%				
	Comment	Measured by the Place Survey in September 2008.				
					Amber 60.4%	Amber 60.4%
	NI 175	Access to services and facilities by public transport, walking and cycling				LAA Cross Cutting
	<i>Target</i>	Baseline and Targets will be set as part of year 1 refresh				
	Comment	TfL is developing a definition for this NI within Greater London, to be finalised with the Department for Transport. DfT will inform Government Office London and boroughs individually when this definition has been agreed.				




|

HSP Exception Report 2008/09

APPENDIX 2

Generated on: 06 May 2009

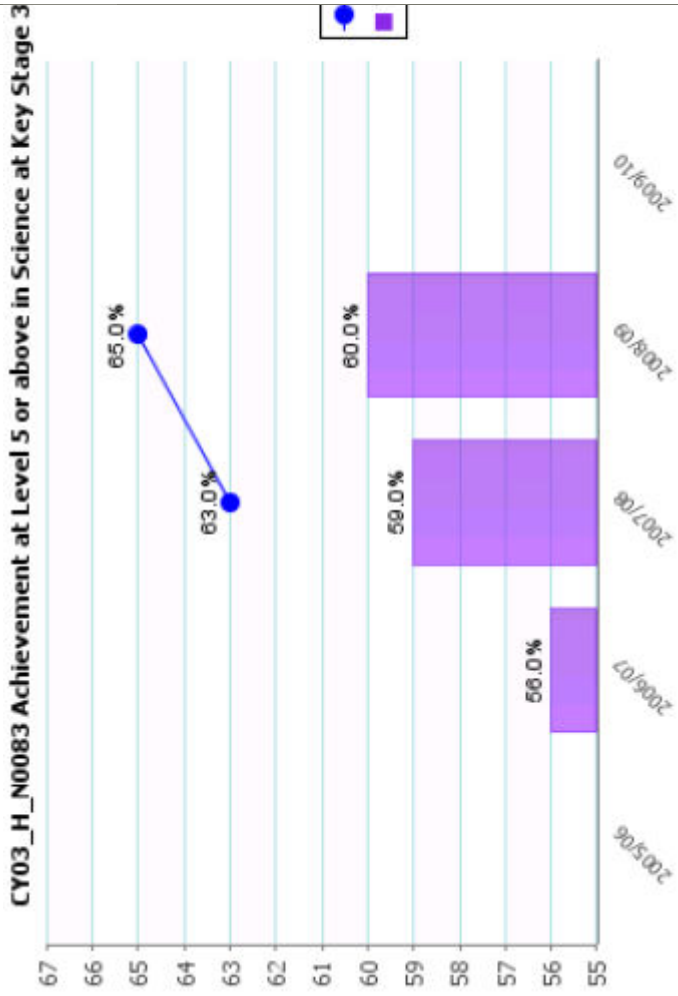
CY03_H_N0083 Achievement at Level 5 or above in Science at Key Stage 3

Outcome Lead Portfolio	Children and Young People Portfolio
Sustainable Community Strategy Outcome	Have economic vitality and prosperity shared by all Encouraging lifetime well-being
	
Red	



On 14 October the Secretary of State announced that he was ending schools' requirement to run National Curriculum tests at the end of Key Stage 3, therefore GOL confirmed deletion of this indicator.

Date Range 1		Date Range 2	
Value	Target	Value	Target
2008/09	65.0%	60.0%	65.0%
2007/08		59.0%	71.9%
		London Boroughs - Average	All England - Average
		69.7%	71.9%



CY03_H_N0072 Achievement of at least 78 points across the Early Years Foundation Stage with at least 6 in each of the scales in Personal Social and Emotional Development and Communication, Language and Literacy

Outcome Lead

Portfolio

Sustainable Community Strategy Outcome



Red

Children and Young People Portfolio

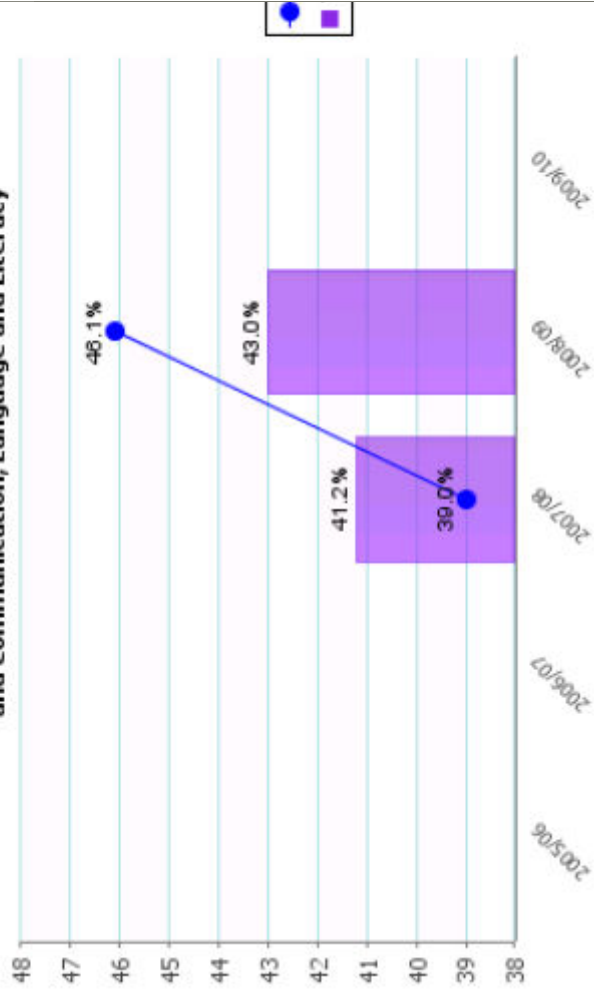
Have economic vitality and prosperity shared by all

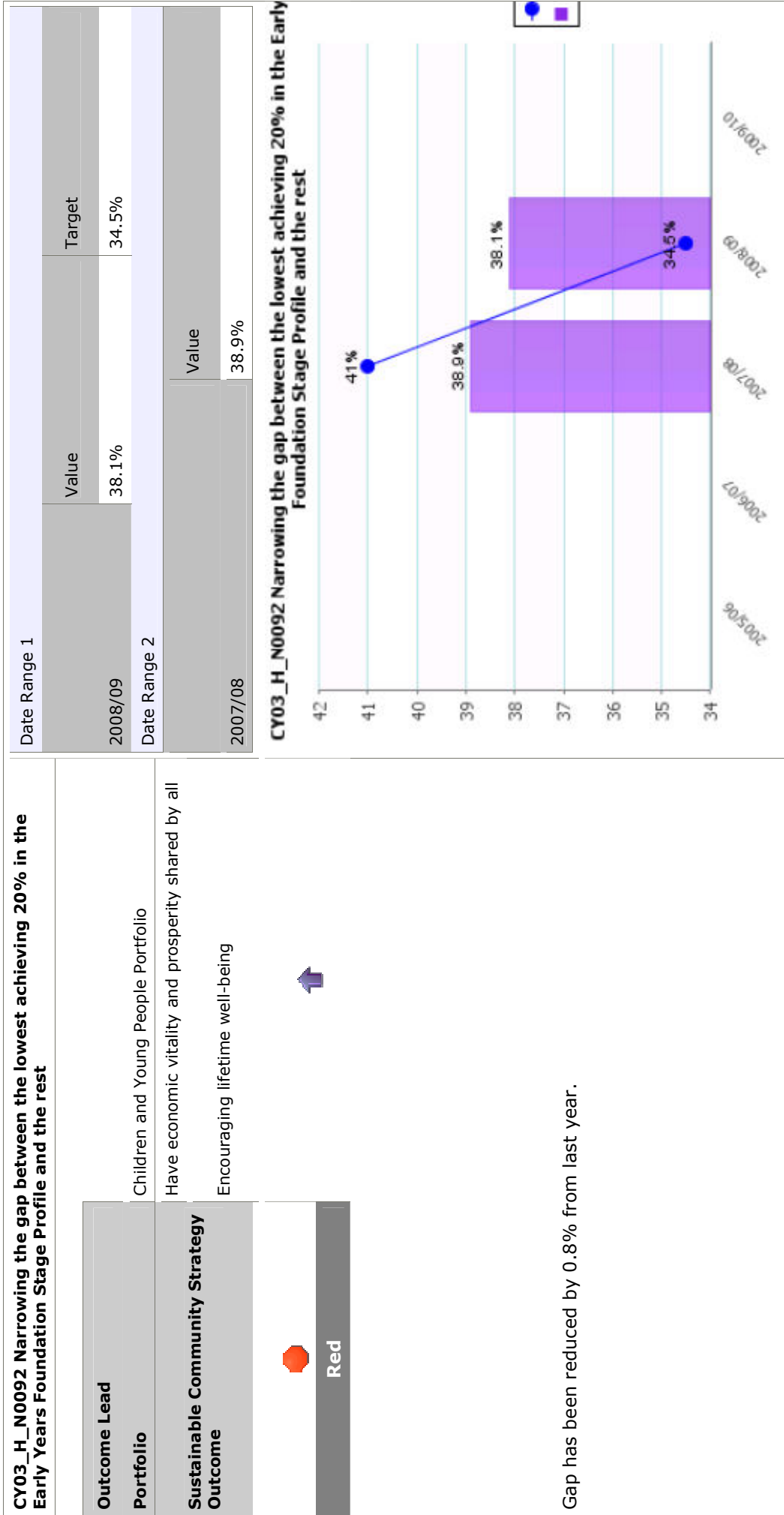
Encouraging lifetime well-being

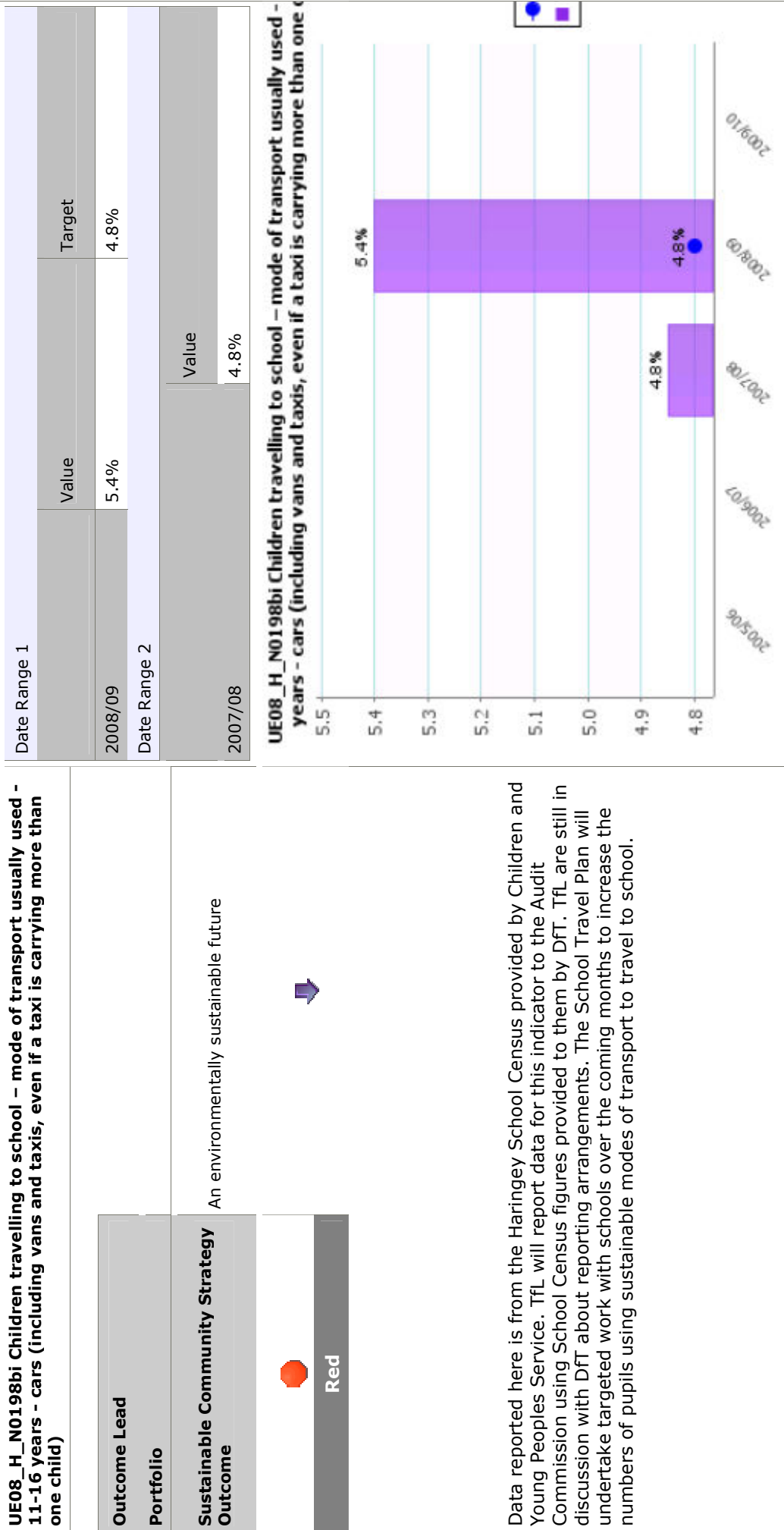


Date Range 1	Value	Target
2008/09	43.0%	46.1%
Date Range 2	Value	
2007/08	41.2%	

CY03_H_N0072 Achievement of at least 78 points across the Early Years Foundation Stage with at least 6 in each of the scales in Personal Social and Emotional Development and Communication, Language and Literacy







Data reported here is from the Haringey School Census provided by Children and Young Peoples Service. TfL will report data for this indicator to the Audit Commission using School Census figures provided to them by DfT. TfL are still in discussion with DfT about reporting arrangements. The School Travel Plan will undertake targeted work with schools over the coming months to increase the numbers of pupils using sustainable modes of transport to travel to school.

HSP Quarter 4 Exception Report 2008/09

Generated on: 28 April 2009

CY02_P_N0112 Rate of under-18 conceptions (per 1000 girls aged 15-17 as compared with the 1998 baseline rate)

Outcome Lead

Portfolio

Children and Young People Portfolio

Healthier people with a better quality of life

Sustainable Community Strategy Outcome

Improved Health and Emotional Wellbeing

Date Range 1		Value	Target
Q1 2008/09		0.3%	-5.3%
Q2 2008/09		32.6%	-5.3%
Q3 2008/09		6.4%	-5.3%
Q4 2008/09		14.4%	-5.3%
Date Range 2		Value	London Boroughs - Average
2007/08		2.2%	-11.6%
			All England - Average
			-11.2%



Red

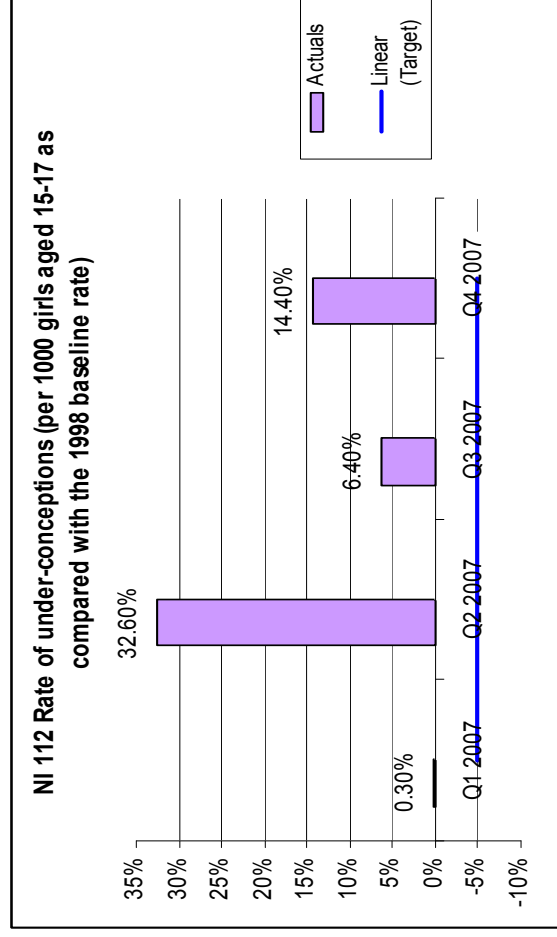


Definition: The change in the rate of under 18 conceptions per 1,000 girls 15-17 years resident in the area for the current calendar year, as compared with the 1998 baseline rate, shown as a % of the 1998 rate.

ABG Funding: £ 272,037
Cosmic (£4,358); Substance Misuse Coordinator (£4454); Teenage Pregnancy Local Implementation Grant (£170,000); TP sexual health (£51,375); 4YP (Bus) (£32,125); Libraries for life (£9,725)

Explanation of current performance
Q4 2007 (at 71.3 per 1000, 62 actual number of conceptions) is slightly lower than Q4 for the previous year and means the provisional Annual Rate for 2007 is 70 per 1000 with 248 actual conceptions and an increase in the number leading to abortion - 65%. This shows a continuing decrease in teenage mothers. Boroughs which have significantly decreased their rates have also seen a significant rise in the number leading abortion.

Current Activities
In order to accelerate progress the Teenage Pregnancy Strategic Partnership Board (TPSPB) is reorganising to include an Executive Board to be chaired by the Director



of Children & Young People's Services and the Joint Director of Public Health, with the current Strategic Members joining Operational Leads to focus on key sub/task groups: Sex and Relationship Education and Contraception/Sexual Health Services, with Supporting Teenage Parents continuing as an additional Task Group.

A data consultant is working to improve data and implement a local monitoring data set. 4YP has extended its clinical services across more young people's settings. More young women are visiting 4YP Plus (average rise from 5 to 23 per session over 6 months). Increase in partnership work with CONEL. Increased publicity for services including targeted publications, bus and cinema poster campaigns. Teenage Father's Worker appointed. Accredited Sex and Relationship Education Training achieved by large number of frontline staff including youth workers, personal advisors, social workers and Children in Care/ Leaving Care support staff. Increased access to Speakeasy Training Courses for parents, carers and staff within schools. Targeted youth development/teen pregnancy prevention programme, Teens and Toddlers, running successfully in four schools including pupils the Pupil Support Centre (PRU). Further facilitator training now in place to extend programme to more schools. At Risk Assessment Tool developed with pilot implementation including all 16 and 17 year olds referred to Leaving Care and Asylum Team.

Best Practice

The following boroughs have achieved significant reductions between 1998-2006:

- Hammersmith & Fulham -36.5%
- Hackney -28%
- Tower Hamlets -24.2%
- Newham -20.5%

DCSF attribute success to engagement with delivery partners, a senior local champion, effective sexual health services, prioritisation of sex and relationship education, focus on targeted interventions, training on sex and relationships for partner organisation, a well resourced youth service and a good local communication strategy.

Emerging Risk

Impact on local public services and the well being of children and young people.

Performance discussion date:

Equality Impact

There are young women 15 – 18 years. The profile of this section of the population is as follows:

Total number of young women 15 – 18 6,384
British 32%, White Other 17%, Mixed 9%, Asian 9%, Caribbean 14%, African 16%,

Other 3%

This page is intentionally left blank